

LALA RURAL COLLEGE, LALA

PARENT FEEDBACK FORM

ACADEMIC YEAR: 2017-2018

Name of the Parent/ Guardian:

Present Postal Address:

Phone/ Mobile Number:

E-Mail ID:

Name of the student:

Semester/Class: Department/Stream:

1. Does the institute regularly inform you about your child's performance/ attendance?

Yes/No

2. Does the institute conduct any programs for the enhancement of the student's personality?

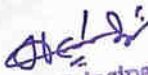
Yes/ No

3. Do you attend the Parent-Teacher meeting?

Yes/ No

5. How do you rate the following facilities of the college? Tick below the relevant one

Sl. No.	Parameters	Excellent	Very Good	Good	Satisfactory
1	Quality of teaching offered by the college				
2	Student discipline in the institute				
3	Teaching and Learning Environment				
4	Counselling and Guidance				
5	Classrooms and Labs				
6	Library				
7	Canteen				



Principal
Lala Rural College
Lala, Kalkakandi


Co-ordinator
Internal Quality Assurance Cell,
Lala Rural College, Lala

6. Please give your valuable suggestions for improvement of the Institute.

(in English/ Hindi/ Bengali/ Manipuri)

Signature


Principal
Lala Rural College
Lala, Mahakandi


Co-ordinator
Internal Quality Assurance Cell,
Lala Rural College, Lala


LALA RURAL COLLEGE, LALA
TEACHER FEEDBACK FORM
 ACADEMIC YEAR : 2017-2018

Name of the teacher :

Department :

Parameters	Excellent	Very Good	Good	Average	Below Average
Feedback On The Courses					
Implementation of academic calendar					
Course/syllabus has a good balance between theory and applications					
Current syllabus is suitable to the course					
Relevance of the course curriculum in career plans					
Feedback On Students					
Students are disciplined and well behaved					
Attendance of the students					
Faculty- students relation					
Library					
Well equipped & sufficient number of reference books					
Availability of magazines/ & newspaper					
Overall rating					
Infrastructural Facilities					
Toilet facility					
Meeting / Conference Hall					
Teaching aids					
Overall rating					
Institutional Environment					
Freedom to adopt new techniques/ strategies of teaching					
Institution provides enough opportunities for personal and professional growth of teaching					
Overall Ratings					

Signature


Principal
 Lala Rural College
 Lala H. H. Kandi


 Co-ordinator
 Internal Quality Assurance Cell,
 Lala Rural College, Lala

LALA RURAL COLLEGE, LALA
ALUMNI FEEDBACK FORM
ACADEMIC YEAR: 2017-2018

DEPARTMENT:


PART – A


1	Name	
2	Year of study in this college	
3	Further studies	M.A./M. Com/ MBA/ B. Ed/ Others: _____
4	Present qualification	
5	Present status of service	(a) Government (b) Private (c) Self employment (d) Others
6	If in service	(a) Designation (b) Organization
7	Permanent Address	
8	Mobile Number	
9	E-mail ID	

PART – B

Please tick the appropriate

Sl.No.	Criteria	Excellent	Good	Satisfactory	Poor
1	Relevance of the course curriculum in career plans				
2	College environment				
3	Student-faculty relationship				
4	Student-office staff relationship				
5	Library facilities				
6	Quality of reading and resource materials				
7	Infrastructural facilities				
8	Sports and other development				



Principal
 Lala Rural College
 Lala Maljakandi


Coordinator
 Internal Quality Assurance Cell,
 Lala Rural College, Lala

	programmes				
9	Overall experience in college				

SUGGESTIONS

Signature



Principal
Lala Paraj College
Lala H. H. Jakandi


Co-ordinator
Internal Quality Assurance Cell,
Lala Rural College, Lala

LALA RURAL COLLEGE, LALA STUDENT FEEDBACK FORM ACADEMIC YEAR:2017-2018					
DEPARTMENT:					
Parameters	Excellent	Very Good	Good	Average	Below Average
Feedback On Teachers					
Coverage of the entire syllabus					
Communication Skill					
Accessibility of teacher					
Teacher-student relationship					
Teachers pay attention to academically weaker students in the class.					
Library					
Sufficient number of prescribed books					
Library staff are co-operative and helpful					
Overall Ratings					
Internal Assessment					
Fair Internal assessment.					
Transparency is maintained in the evaluation process					
Infrastructural Facilities					
Girls/ Boys Common room					
Canteen					
Drinking water					
Toilets					
Playground and sports facilities provided.					

Class: (optional)

Name: (optional)


 Principal
 Lala Rural College
 Lala M. H. Jakandi

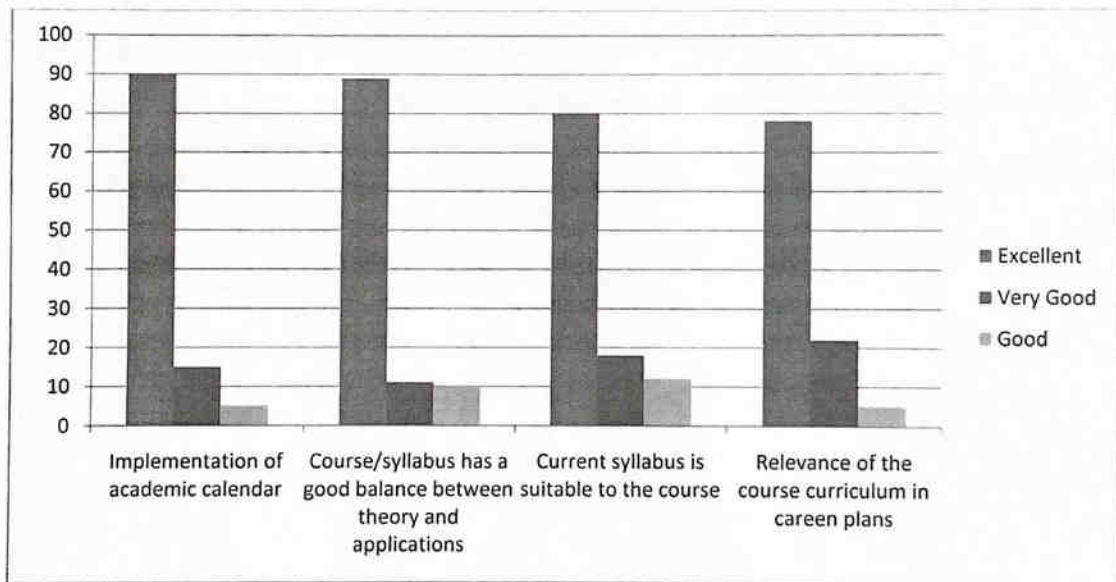

 Co-ordinator
 Internal Quality Assurance Cell,
 Lala Rural College, Lala

TEACHERS FEEDBACK ANALYSIS ACADEMIC YEAR 2017-18


Teacher feedback which involves accurate appraisal of the effectiveness of the teaching, its strength and area that need development and revision of curriculum activities and which plays an important role in the development of the college. The collection and analysis of feedback from teachers assist the college to understand the need of society and what other stakeholders foresee from the college. The teaching community is always linked with the student's progress therefore most expert and resourceful suggestions were obtained from 27 faculty members including Principal of Lala Rural College on curriculum design and other related issues for the session 2017-2018. The feedback form was designed in such a way that it covers all the aspects like Course/ syllabus, students, library, infrastructural facilities and institutional environment.

From the feedback report submitted by the teachers, we came to conclude the following analysis. Under 'Course and /syllabus' aspect the following parameters were taken into consideration-

- Implementation of academic calendar – Most of the faculties were satisfied with the academic calendar, 90% teachers marked excellent, 15% as very good and 5% as good.
- Course/syllabus has a good balance between theory and applications – In this case also 89% faculties rated as excellent, 11% as very good and 10% as good.
- Current syllabus is suitable to the course – Around 80% of the faculties marked excellent, 18% marked as very good and the rest 12% marked as good.
- Relevance of the course curriculum in career plans, where 78% of the faculties rated it as excellent, 22% as very good and the rest (10%) as good.

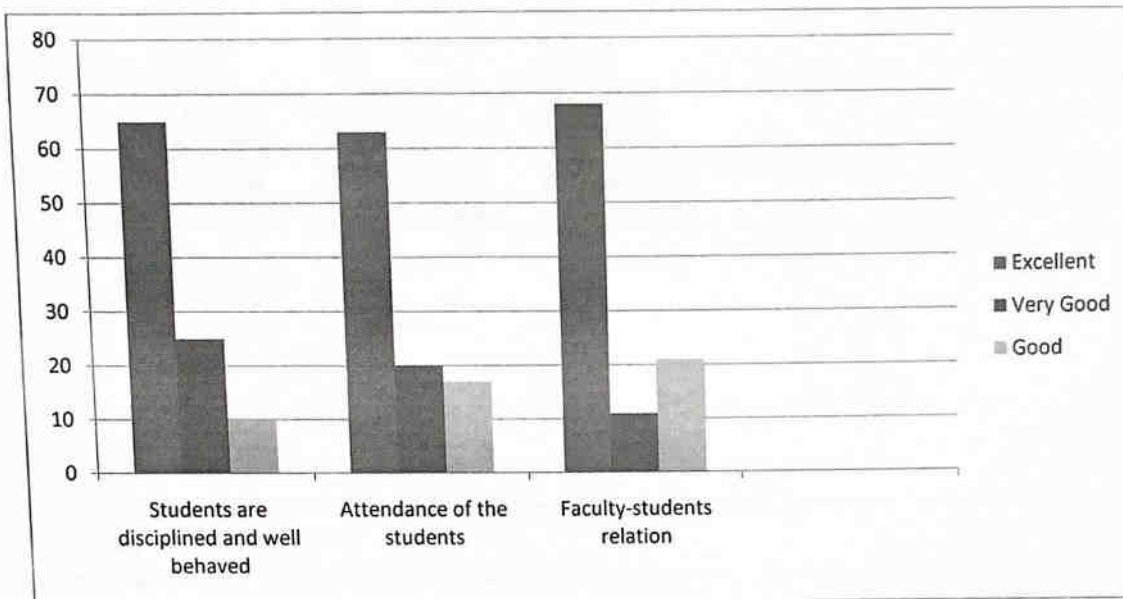


Under 'Feedback on students' aspect the following parameters were taken into consideration-


 Principal
 Lala Rural College
 Lala, Majjakandi


 Co-ordinator
 Internal Quality Assurance Cell,
 Lala Rural College, Lala

- Students are disciplined and well behaved – 65% faculties marked excellent, 25% as very good and 10% as good.
- Attendance of the students – In this case also 63% faculties rated as excellent, 20% as very good and 17% as good.
- Faculty student relation – Around 68% of the faculties marked excellent, 11% marked as very good and the rest 21% marked as good.

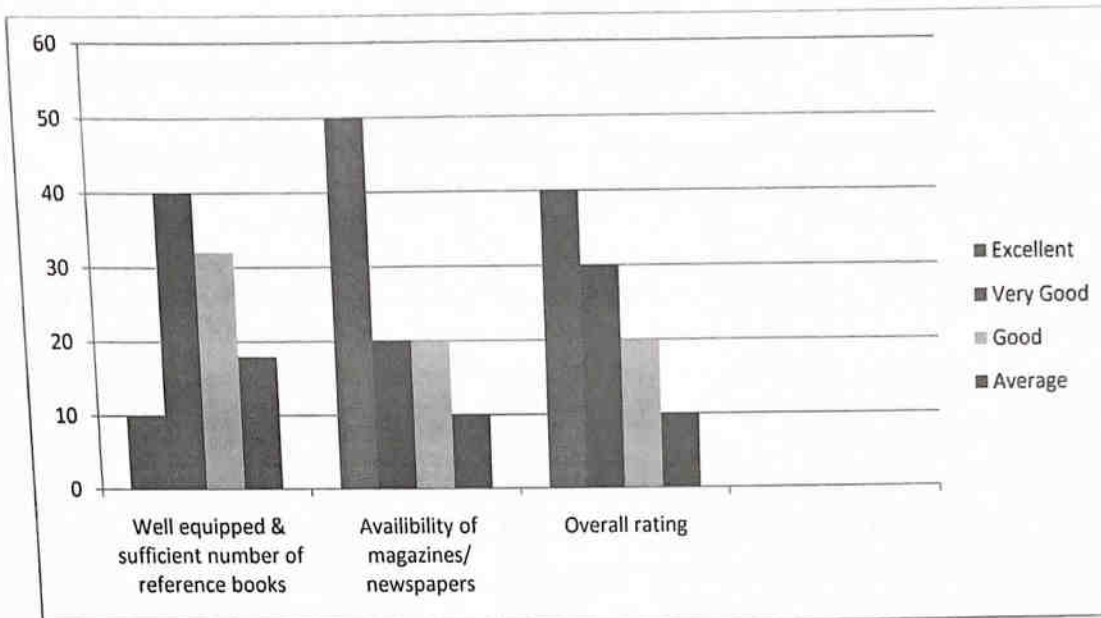


Under 'Library' aspect the following parameters were taken into consideration-

- Well equipped and sufficient number of reference books – 10% faculties marked excellent, 40% as very good, 32% as good and rest 18% as average.
- Availability of magazines/ newspapers – In this case also 50% faculties rated as excellent, 20% as very good, 20% as good and rest 10% as average.
- Overall rating – Around 40% of the faculties marked excellent, 30% marked as very good and the rest 20% marked as good, rest 10% marks average.

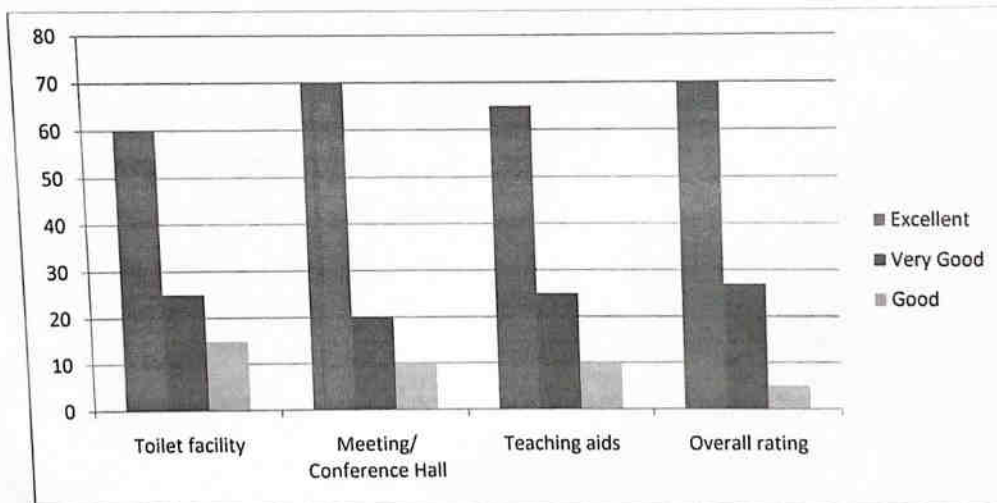
(Signature)
Principal
Lala Rural College
Lala H. Hakandi

(Signature)
Co-ordinator
Internal Quality Assurance Cell,
Lala Rural College, Lala



Under 'Infrastructural facilities' aspect the following parameters were taken into consideration-

- Toilet facility – 60% faculties marked excellent, 25% as very good, 15% as good.
- Meeting/ Conference Hall – In this case also 70% faculties rated as excellent, 20% as very good and 10% as good.
- Teaching aids – Around 65% of the faculties marked excellent, 25% marked as very good and the rest 10% marked as good.
- In Overall rating, where 70% faculties rated excellent, 27% as very good and the rest 13% as good.

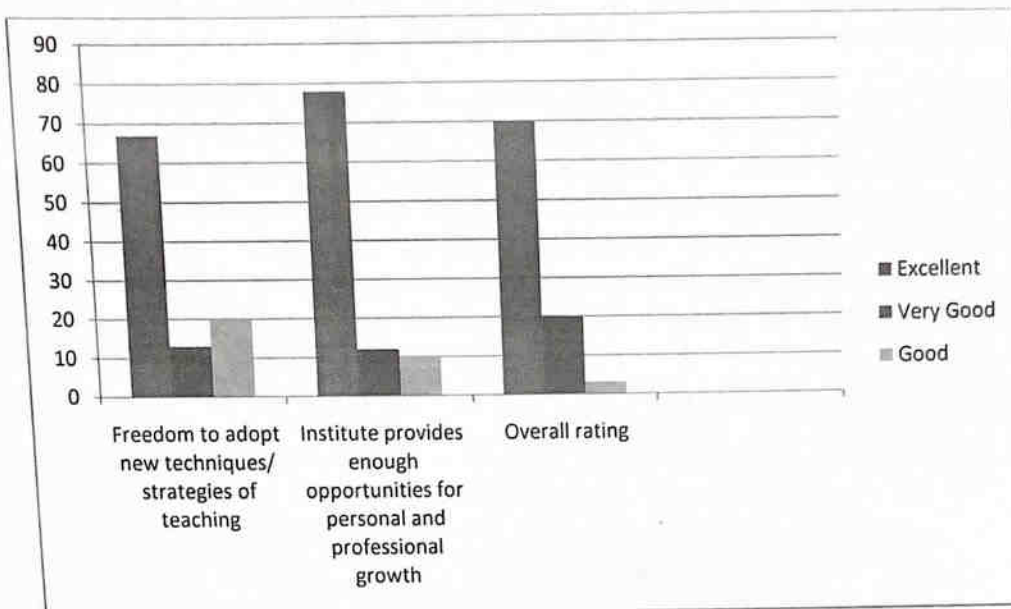


Under 'Institutional Environment' aspect the following parameters were taken into consideration-

(Signature)
Principal
 Lala Rural College
 Lala, Makjokandi

(Signature)
 Co-ordinator
 Internal Quality Assurance Cell,
 Lala Rural College, Lala


- Freedom to adopt new techniques / strategies of teaching – 67% faculties marked excellent, 13% as very good, 20% as good.
- The institute provides enough opportunities for personal and professional growth of teaching – In this case also 78% faculties rated as excellent, 12% as very good and 10% as good.
- In Overall rating, where 70% faculties rated excellent, 20% as very good and the rest 10% as good.



ACTION TAKEN

The action taken report is prepared on the suggestions given by the teachers of the institute.

1. Faculties are encouraged to use non-teaching time for their research work.
2. Internet facility had been upgraded.
3. Different simulation tools are used in practical session.
4. More cups and plates were purchased in the canteen.

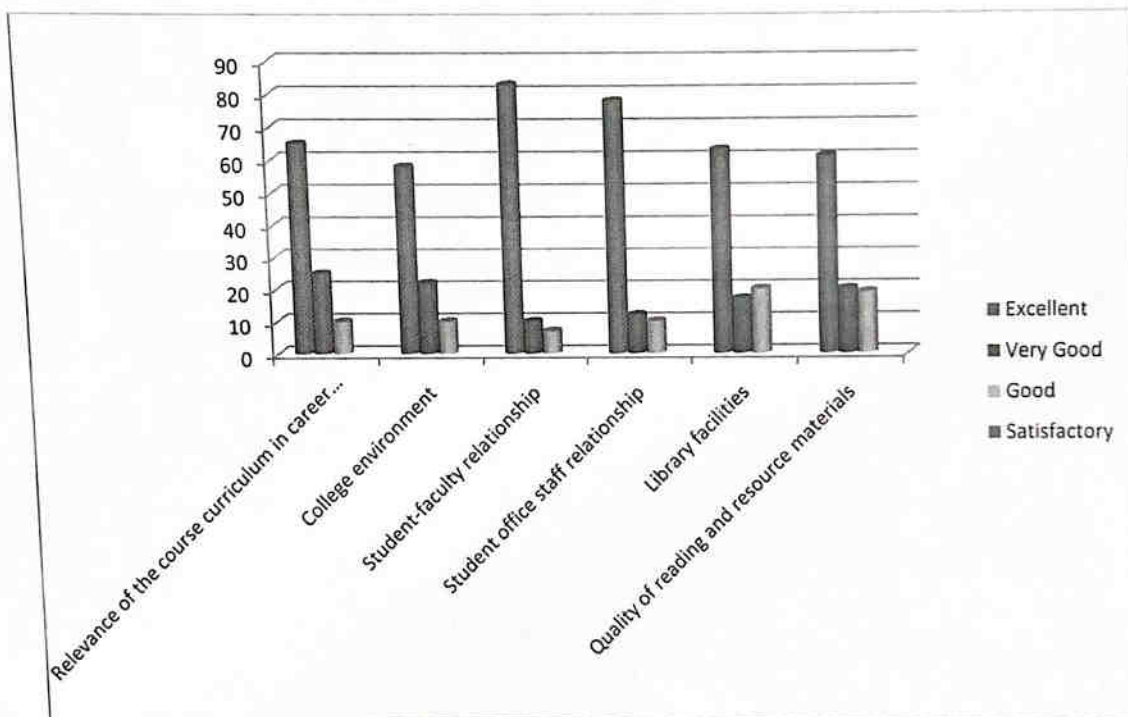

 Principal
 Lala Rural College,
 Lala, Hajjakandi


 Coordinator
 Internal Quality Assurance Cell,
 Lala Rural College, Lala


ALUMNI FEEDBACK ANALYSIS ACADEMIC YEAR 2017-18

Though the college has a history of almost 54 years, its alumni can be traced in various fields like social, political, business and in various Government and private organizations. The following analysis can be deduced from the alumni feedback. The form was designed in such a way that it covers different parameters which are directly connected with the internal and external environment of the institution.

Out of 89 alumni, most of the alumni (65%) rated relevance of the course curriculum in career plans as excellent, 25% alumni rated it as very good, 10% as good. The college environment was rated as excellent by 58%, very good by 22% and good by 10% alumni, the rest 10% as satisfactory. The alumni appreciated the student-faculty relationship, 83% alumni felt it as excellent, 10% very good and 7% as good. The quality of student-office staff was rated as excellent by 78% alumni, 12% very good and 10% as good. 63% alumni felt the library facility as excellent and 12% very good and rest 20% as good. The alumni gave positive feedback about the quality of reading and resource materials, 61% alumni felt it as excellent, 20% very good, 19% good.

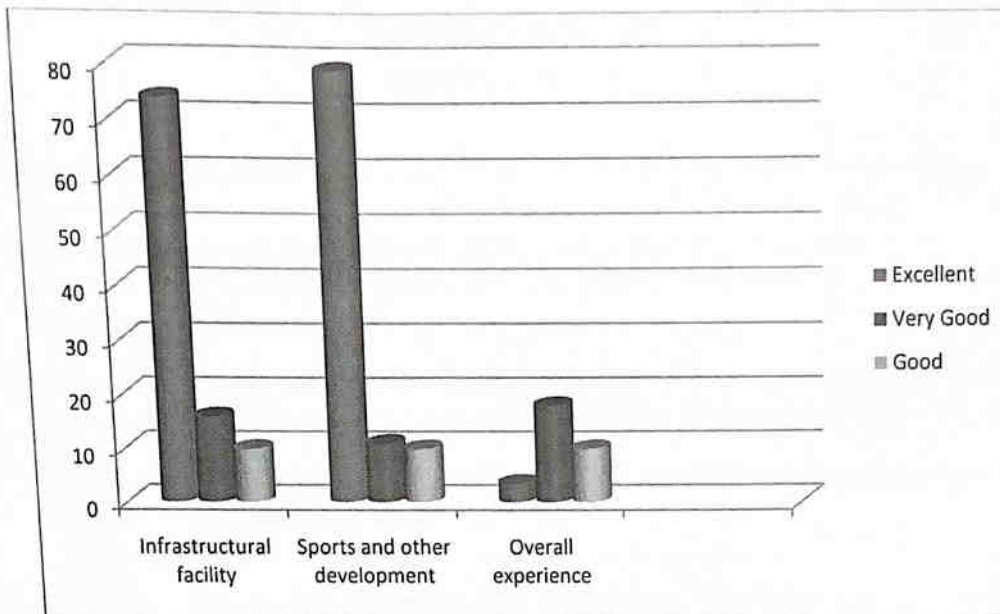


The alumni also impressed with the infrastructure facility of the college where 74% alumni marked as excellent, 16% as very good and 10% as good. Alumni gave valuable feedback on sports and other


 Principal
 Lala Rural College
 Lala, Mahajakandi



 Co-ordinator
 Internal Quality Assurance Cell,
 Lala Rural College, Lala

development programme, 79% alumni rated excellent, 11% as very good and the rest 10% as good. In the overall experience of the college, 72% alumni felt it as excellent, 18% very good, and 10% good.



ACTION TAKEN REPORT

1. More relevant extra classes were arranged as Interactive Session, Career Counselling in the routine.
2. Student attendance and class performance check on monthly basis.
3. There is one Library work in the routine for students to visit and read syllabus related books.
4. The college contemplating to avail assistance of alumni in annual gatherings.


Principal
Lala Rural College
Lala, Rajakandi


Co-ordinator
Internal Quality Assurance Cell,
Lala Rural College, Lala

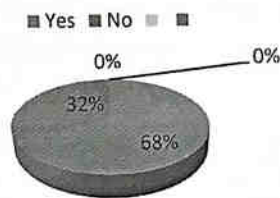
PARENT FEEDBACK ANALYSIS ACADEMIC YEAR 2017-18

It is the ritual of the college that in all parent-teacher meeting which is conducted annually, a feedback from the parent is taken from. The parents need to know the internal environment of the college and they should be aware of their wards performance. The feedback form is designed in such a way that all the aspects which are directly related to the students' career, performance as well as their behaviour towards the college can be fulfilled.

The feedback form was served to all the parents concerned and an overwhelming majority of 312 have participated and given their valuable feedback which has been analysed hereunder.

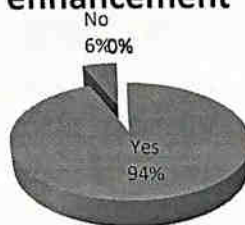
Most of the parents (68%) marked 'Yes' when it was asked that the college regularly inform about their wards performance/ attendance.


Regularly inform the students performance/ attendance



On the question whether the institute conduct programmes for students personality enhancement, 52% parent rated YES and the rest 48% rated NO.

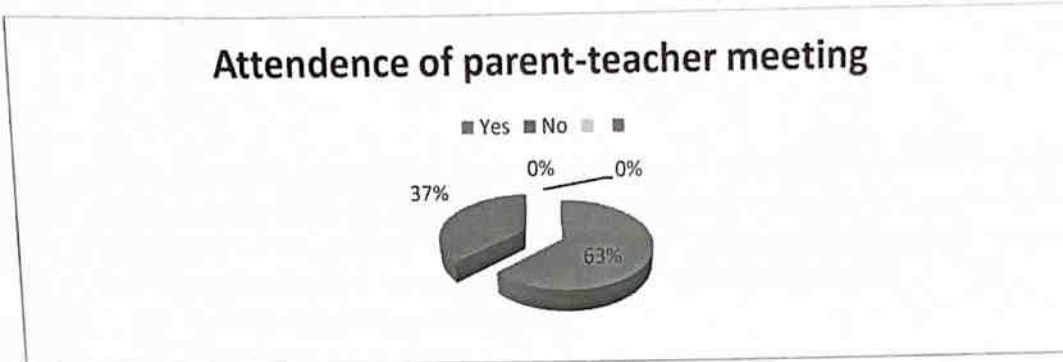
Programme for students personality enhancement



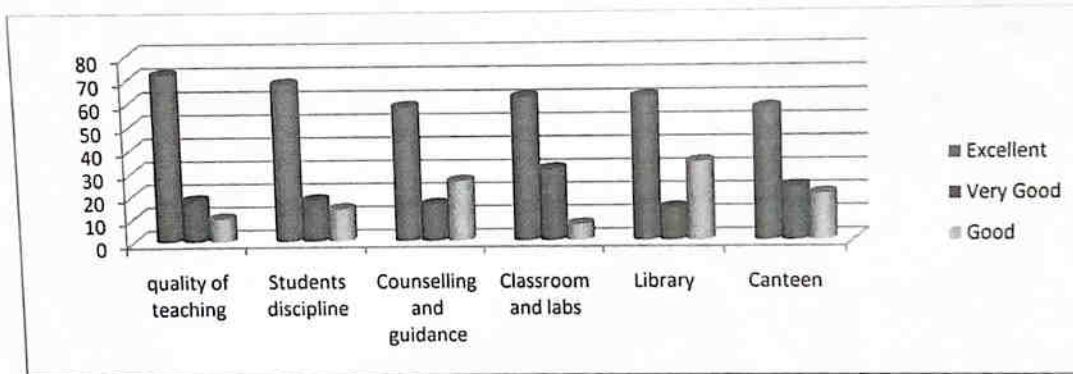

Principal
Lala Parai College
Lala, Mahakandi


Co-ordinator
Internal Quality Assurance Cell,
Lala Rivali College, Lala

There were 63% parents who agreed they attend parent-teacher meeting and the rest 37% hesitated to do so.




Majority of the parent i.e. 72% parents rated excellent on quality of teaching offered by the institution, 18% marked Very Good and the rest 10% marked as Good. On students' discipline, 68% parents rated as excellent, 18% as very good and the rest 14% as good. Around 58% parent marked excellent in counseling and guidance provided by the institution, 16% marked very good and 26% marked as good. Classroom and labs were rayed as 62%, 31%, 7% as excellent, very good and good respectively. Library facility was rated as 62%, 14% and 34% where canteen was rated as 57%,23% and 20% for excellent, Very good and good respectively. Almost 65% parents rated extracurricular activity as excellent, 23% as very good and the rest 12% as good.



ACTION TAKEN

The action taken report is prepared by considering the feedback given by the parents.

SUGGESTIONS	ACTION TAKEN
Suggested for drinking water facility	Drinking water facility made available
Suggested for cleaning of both Girls' and boys' common room	Cleaning process is done on monthly basis.
Need a bike shed for parking	Bike shed was constructed


 Principal
 Bala Parai College
 Lala, Rajshahi


 Co-ordinator
 Internal Quality Assurance Cell,
 Lala Rural College, Lala

STUDENT FEEDBACK ANALYSIS ACADEMIC YEAR 2017-18

Lala Rural College annually does a survey on the degree students. The feedback form was designed in such a way that it fulfills the following parameters i.e. on teachers, library, internal assessment and infrastructural facilities of the college. A total of 327 students participated in this survey. The following suggestions were found from the student feedback

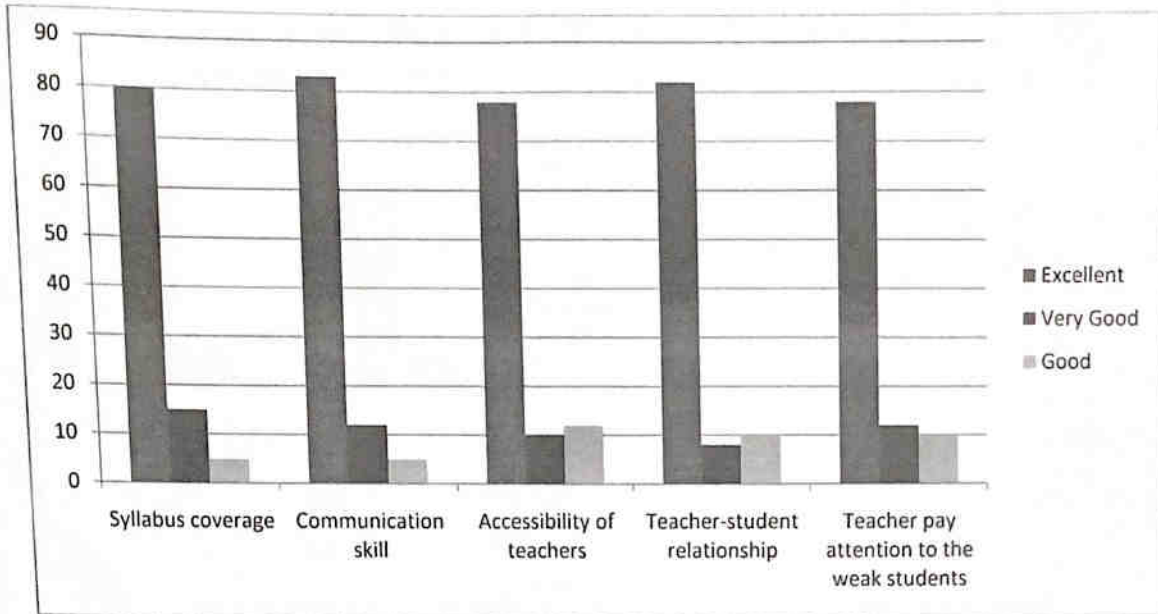
- More syllabus and reference books
- Improve the canteen facility
- Cleanliness of the toilets

On feedback of teachers, the following points were taken into consideration viz

- On coverage of the syllabus where most of the students rated 80% as excellent, 15% as very good and the rest 5% as good.
- Communication skill where 83% students marked excellent, 12% as very good and 5% as good.
- Accessibility of teachers, students (78%) rated excellent, 10% very good and 12% rated as good.
- Teacher-student relationship, most of the students i.e. 82% happily marked as excellent and 8% as very good and the rest 10% as good.
- On teacher pay attention to academically weaker students almost all the students (78%) gave excellent response and the rest 12%, 10% as very good and good respectively.

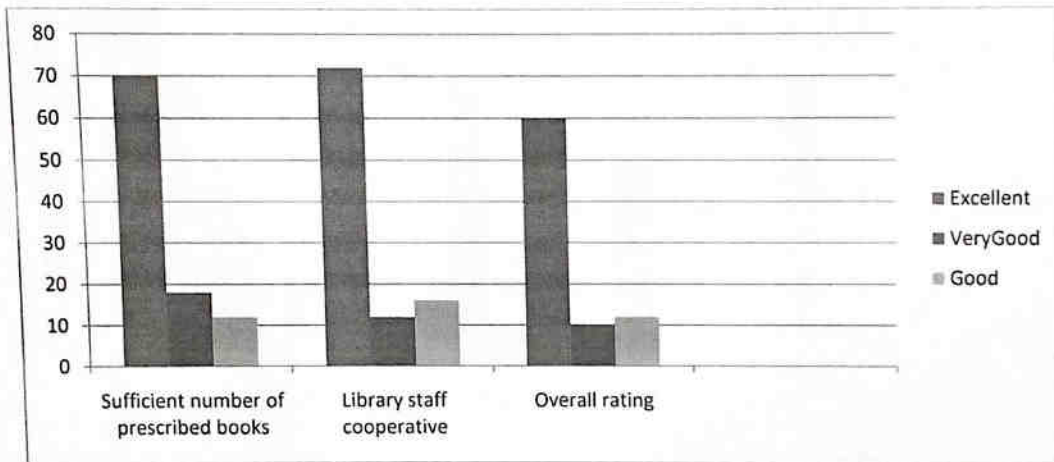

Principal
Lala Rural College
Lala, N. B. Bhandari


Co-ordinator
Internal Quality Assurance Cell,
Lala Rural College, Lala



On feedback of library, the following points were taken into consideration viz

- On sufficient number of prescribed books where most of the students rated 70% as excellent, 18% as very good and the rest 12% as good.
- Library staff co-operative and helpful where 72% students marked excellent, 12% as very good and 16% as good.
- On overall rating, students (60%) rated excellent, 18% very good and 12% rated as good.



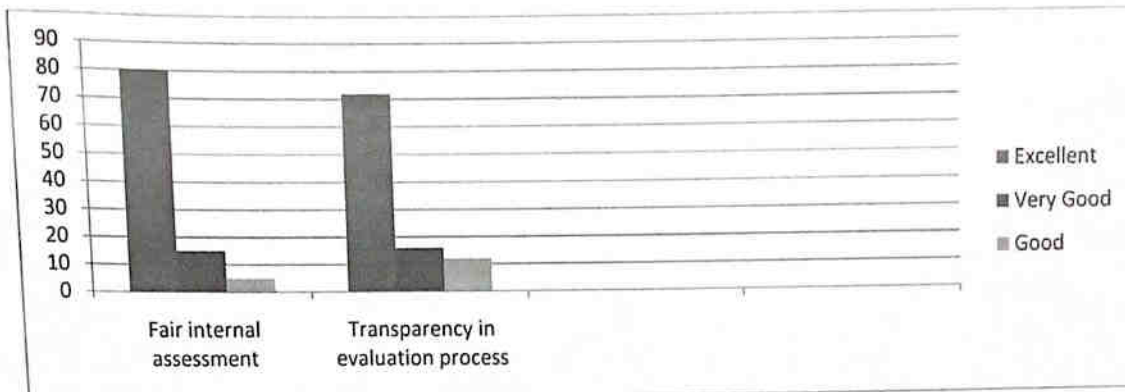
On internal assessment, the following points were taken into consideration viz

- On fair internal assessment, where most of the students rated 80% as excellent, 15% as very good and the rest 5% as good.

Principal
Lala Rural College
Lala, Maljakandi

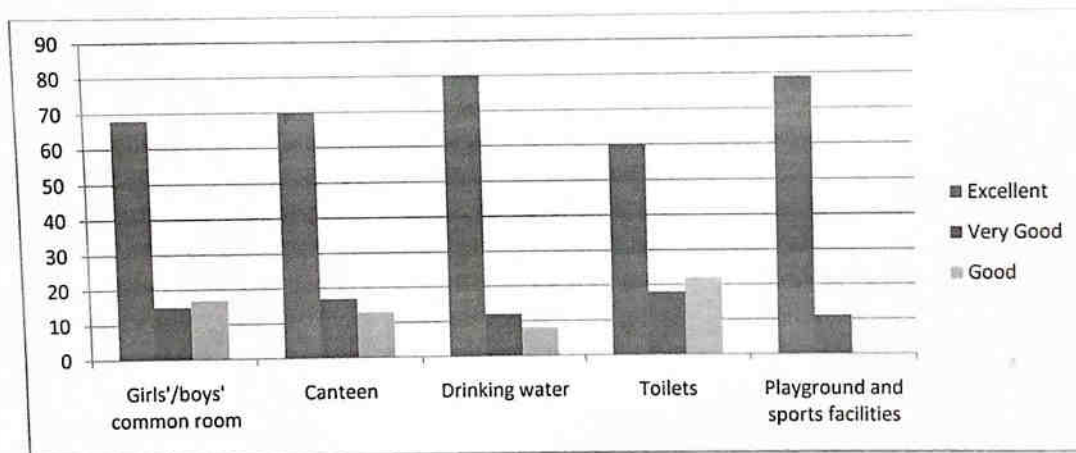
Coordinator
Internal Quality Assurance Cell,
Lala Rural College, Lala

- On transparency in the evaluation process where 72% students marked excellent, 16% as very good and 12% as good.




On feedback of *infrastructural facilities*, the following points were taken into consideration viz

- Girls'/Boys' common room where most of the students rated 68% as excellent, 15% as very good and the rest 17% as good.
- On Canteen where 70% students marked excellent, 17% as very good and 13% as good.
- Drinking water, students (80%) rated excellent, 12% very good and 8% rated as good.
- On toilet facility, almost all the students (60%) gave excellent response and the rest 18%, 22% as very good and good respectively.
- Playground and sports facility, most of the students i.e. 79% happily marked as excellent and 11% as very good and the rest 10% as good.



ACTION TAKEN


Principal
Lala Rural College
Lala H. Ijakandi


Co-ordinator
Internal Quality Assurance Cell,
Lala Rural College, Lala

- It is decided to purchase more competitive exam related books.
- Running water facility was provided in the toilet.
- Sports equipments are purchased whenever feel required.

Handwritten signature

Principal

Lata Devi College
1-14, B. Bahadur

Handwritten signature

Coordinator

Internal Quality Assurance Cell
Lata Devi College, Lata

LALA RURAL COLLEGE, LALA
ALUMNI FEEDBACK FORM
ACADEMIC YEAR: 2018-2019

DEPARTMENT:


PART – A

1	Name	
2	Year of study in this college	
3	Further studies	M.A./M. Com/ MBA/ B. Ed/ Others: _____
4	Present qualification	
5	Present status of service	(a) Government (b) Private (c) Self employment (d) Others
6	If in service	(a) Designation (b) Organization
7	Permanent Address	
8	Mobile Number	
9	E-mail ID	

PART – B

Please tick the appropriate

Sl.No.	Criteria	Excellent	Good	Satisfactory	Poor
1	College environment				
2	Student-faculty relationship				
3	Student-office staff relationship				
4	Library facilities				
5	Hospitality				
6	Campus				
7	Sports and other development programmes				
8	Overall experience in college				



Principal
Lala Rural College
Lala. Halkandi


Co-ordinator
Internal Quality Assurance Cell,
Lala Rural College, Lala

9	Handling of students grievances				
---	---------------------------------	--	--	--	--

SUGGESTIONS


Principal
Bala Rural College
Bala, Maljkandi


Co-ordinator
Internal Quality Assurance Cell,
Lala Rural College, Lala

LALA RURAL COLLEGE, LALA
STUDENT FEEDBACK FORM
 ACADEMIC YEAR:2018-2019


DEPARTMENT:

Parameters	Excellent	Very Good	Good	Average	Below Average
Feedback On The Courses					
Syllabus is suitable to the course					
Aim of the course is clear to you					
Availability of optional subjects within the course					
Feedback On Teachers					
Knowledge base					
Communication Skill					
Accessibility of teacher					
Coverage of syllabus					
Library					
Sufficient number of prescribed books					
Availability of reference books					
Overall Ratings					
Internal Assessment					
Fair Internal assessment.					
It helps on your course grade					
Infrastructural Facilities					
Girls/ Boys Common room					
Canteen					
Drinking water					
Toilets					

Class: (optional)

Name: (optional)

1


 Lala Rural College
 Lala, Mahakandi


 Co-ordinator
 Internal Quality Assurance Cell,
 Lala Rural College, Lala

LALA RURAL COLLEGE, LALA

PARENT FEEDBACK FORM

ACADEMIC YEAR: 2018-2019

Name of the Parent/ Guardian :


Name of the student :

Class/ Semester :

Stream/ Department :

(The following feedback will be kept confidential. Please tick the appropriate box.)

Sl. No.	Value Points	Excellent	Very Good	Good	Satisfactory	Not satisfactory
1	Your opinion about the academic standard of the college					
2	The teaching/ learning process in the college					
3	Individual attention given to the student by the teacher					
4	The impact of teacher in motivating your child					
5	Teacher- student relationship					
6	Your rating about the institute discipline					
7	Safe and orderly environment					
8	Overall infrastructure facility of the college					
9	Library facility					
10	Seminar Hall					
11	Co-operation with the institute office & Accounts staff					
12	Your overall rating about the college management					


Principal
Lala Rural College
Lala Mallakandi


Co-ordinator
Internal Quality Assurance Cell,
Lala Rural College, Lala

Express your views in English/ Hindi/ Bengali/Manipuri

Parent's Detail

Father's name: _____

Mother's name: _____

Father's Occupation: _____

Address: _____

Contact No.: _____

E-mail ID: _____

Father's/ Guardian's signature

Mother's signature



Principal
Lala Rural College
Lala Majlakandi



Co-ordinator
Internal Quality Assurance Cell,
Lala Rural College, Lala

LALA RURAL COLLEGE, LALA
TEACHER FEEDBACK FORM
ACADEMIC YEAR : 2018-2019

Name of the teacher :

Department :

Parameters	Excellent	Very Good	Good	Average	Below Average
Feedback On The Courses					
Syllabus structure					
Objective of the syllabi					
Program outcome					
Course content fulfils the need of students					
Feedback On Students					
Communication Skill					
Class attendance					
Participate in other curricular activities					
Internal assessment performance					
Library					
Availability of material for prescribed readings					
Availability of reference books					
Accessibility of books and journals					
Availability of latest editions					
Infrastructural Facilities					
Drinking water					
Toilets					
Class-Room Facility					
Meeting Hall					
Conference Hall					
Computer Lab					
Institutional Environment					
Canteen Facility					
Internet Facility					
Electricity Facility					

(Signature)


Principal
Lala Rural College
Lala, Kalkabandi

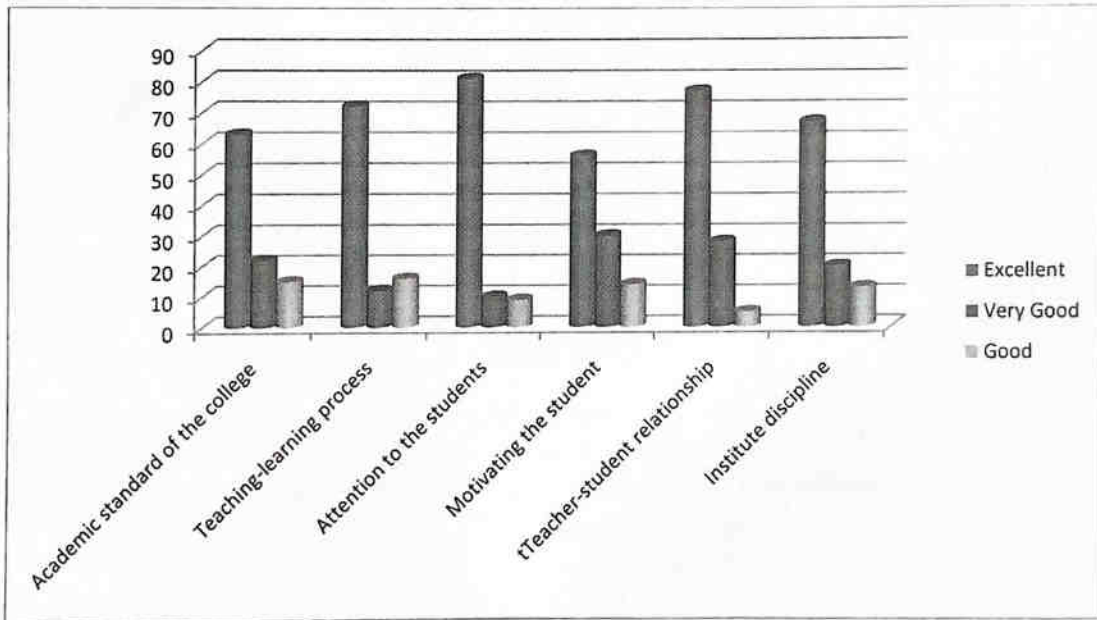

Co-ordinator
Internal Quality Assurance Cell,
Lala Rural College, Lala


PARENTS FEEDBACK ANALYSIS ACADEMIC YEAR 2018-19

Lala Rural College annually conducts a parent-teacher meeting where a feedback from the parent is collected. On The parents need to know the internal environment of the college and they should be aware of their wards performance. The feedback form is designed in such a way that all the aspects which are directly or indirectly related to the students' career, performance as well as their behaviour towards the college can be taken into consideration.

From the feedback report submitted by the parents, we can analyse the following:-

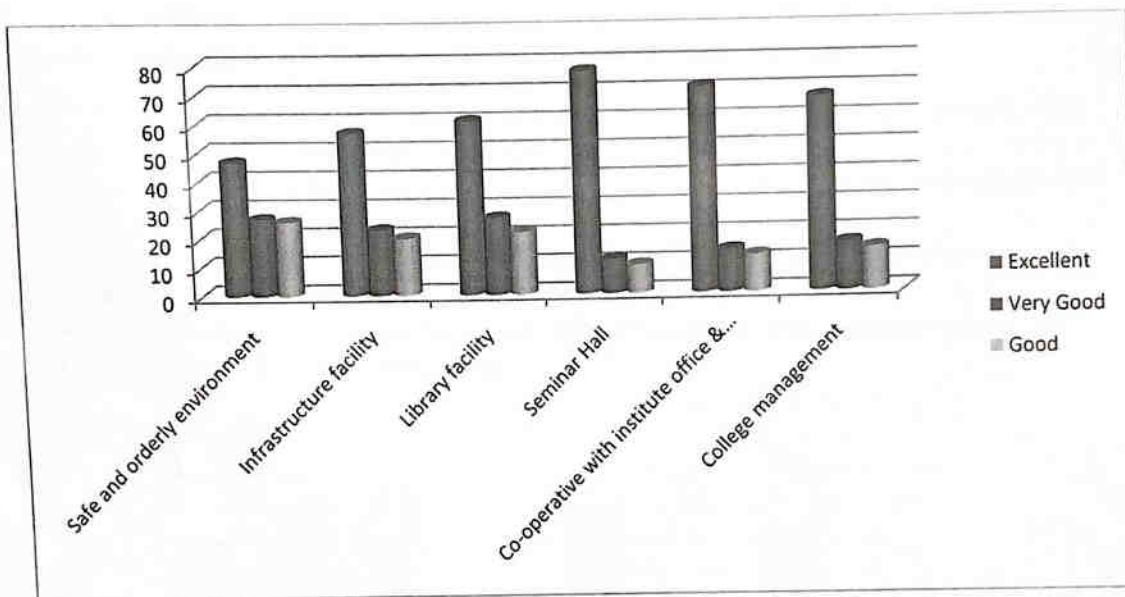
Most of the parent (63%) rated excellent in the academic standard of the college, 22% parent rated it as very good, 15% as good. The teaching-learning process in the college was rated as excellent by 72%, very good by 12% and good by 16% parents. The parent appreciated the individual attention given to the student by the teacher and thus 81% parents felt it as excellent, 10% very good and 9% as good. The impact of teacher in motivating the student was rated as excellent by 56% alumni, 30% very good and 14% as good. 77% parents felt the teacher-student relationship as excellent and 28% very good and rest 5% as good. The parents gave positive feedback about the institute discipline, 67% parents felt it as excellent, 20%very good, 13%good.




Principal
 Lala Rural College
 Lala, Bikaner



 Co-ordinator
 Internal Quality Assurance Cell,
 Lala Rural College, Lala

On the other hand, only 47% of the parents impressed and rated excellent in safe and orderly environment of the college, 27% rated as very good and the rest 26% as good. 57% parents marked excellent on overall infrastructure facility of the college, 23% as very good and 20% as good. About library facility 61% parents felt it as excellent, 27% as very good and 12% as good. The parents were quite impressed with our Seminar Hall and thus 78% parents rated it excellent, 12% as very good and 10% as good. As we have very cooperative office staff and in the category of co-operation with the office staff, 72% parents rated excellent, 15% as very good and others (13%) as good. They gave us a good overall rating so in this parameter 68% parents marked excellent, 17% as very good and 15% as good.



ACTION TAKEN

- Remedial classes were introduced for the incompetent students.
- More number of educational tours was arranged department wise.
- More number of unit tests was conducted to identify the incompetent student.


 Principal
 Lala Rural College
 Lala H. Bjakandi

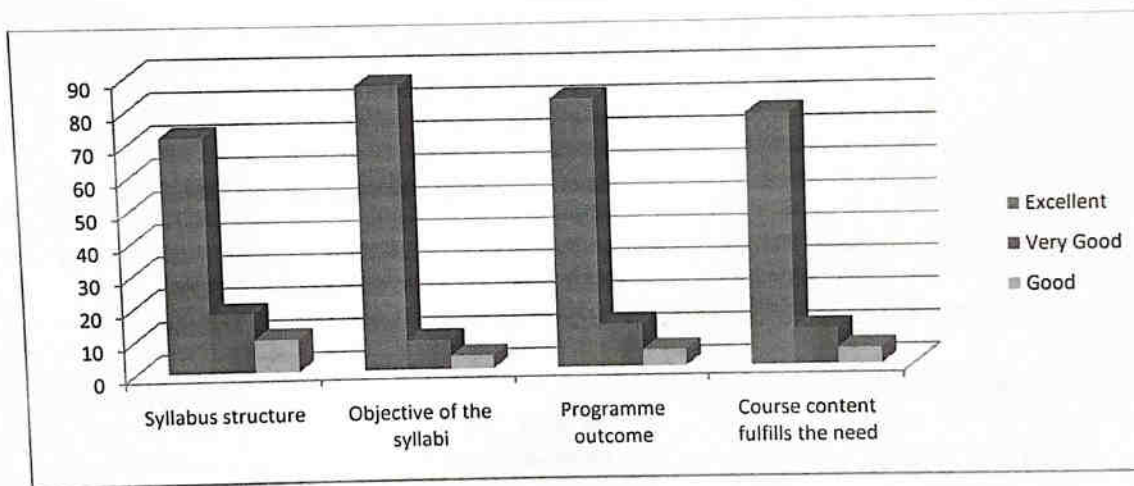

 Co-ordinator
 Internal Quality Assurance Cell,
 Lala Rural College, Lala

TEACHERS FEEDBACK ANALYSIS ACADEMIC YEAR 2018-19


The teaching community is always linked with the student's progress therefore most expert and resourceful suggestions were obtained from 27 faculty members including Principal of Lala Rural College on curriculum design and other related issues for the session 2018-2019. As teachers play an important role in designing and implementing the curriculum and the inputs received from their feedback was taken into consideration for further necessary action. The feedback form was designed in such a way that it covers all the aspects like Course/ syllabus, students, library, infrastructural facilities and institutional environment.


From the feedback report submitted by the teachers, we came to conclude the following analysis. Under 'Course and /syllabus' aspect the following parameters were taken into consideration-

- Syllabus structure – Most of the faculties were satisfied with the academic calendar, 72% teachers marked excellent, 18% as very good and 10% as good.
- Objective of the syllabi – In this case also 87% faculties rated as excellent, 9% as very good and 4% as good.
- Programme outcome – Around 82% of the faculties marked excellent, 13% marked as very good and the rest 5% marked as good.
- Course content fulfills the need of students, where 77% of the faculties rated it as excellent, 11% as very good and the rest (12%) as good.

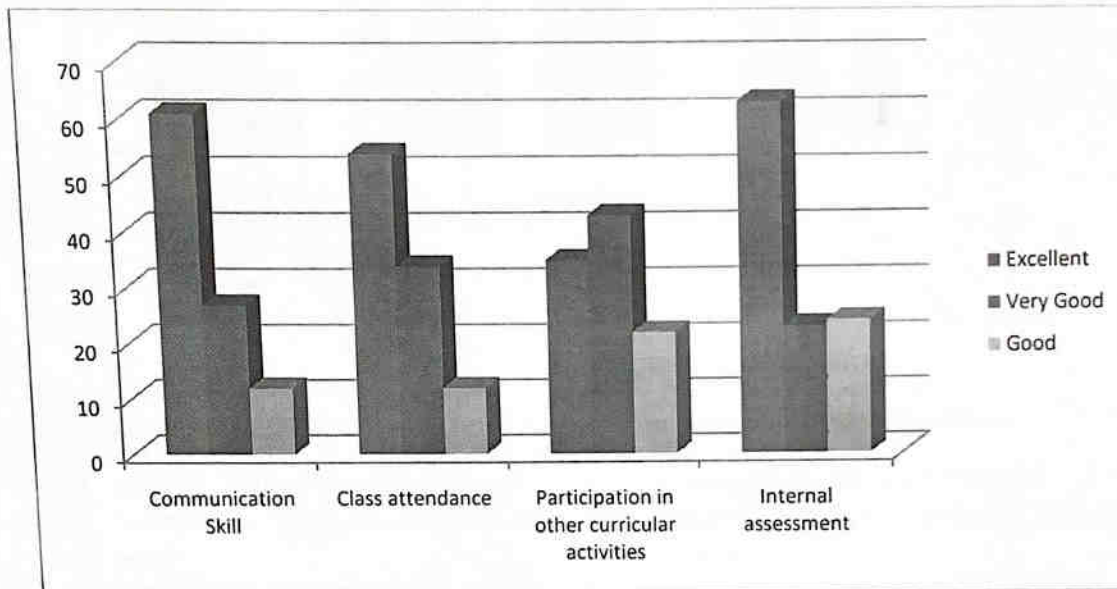


Under 'Feedback on students' aspect the following parameters were taken into consideration-


Principal
Lala Rural College
Lala H. H. Jakandi

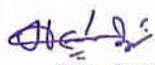

Coordinator
Internal Quality Assurance Cell,
Lala Rural College, Lala

- Communication skill – 61% faculties marked excellent, 27% as very good and 12% as good.
- Class attendance – In this case also 54% faculties rated as excellent, 34% as very good and 12% as good.
- Participate in other curricular activities – Around 35% of the faculties marked excellent, 43% marked as very good and the rest 22% marked as good.
- Internal assessment performance is rated as excellent by 63% faculty members, 23% as very good and 24% as good.

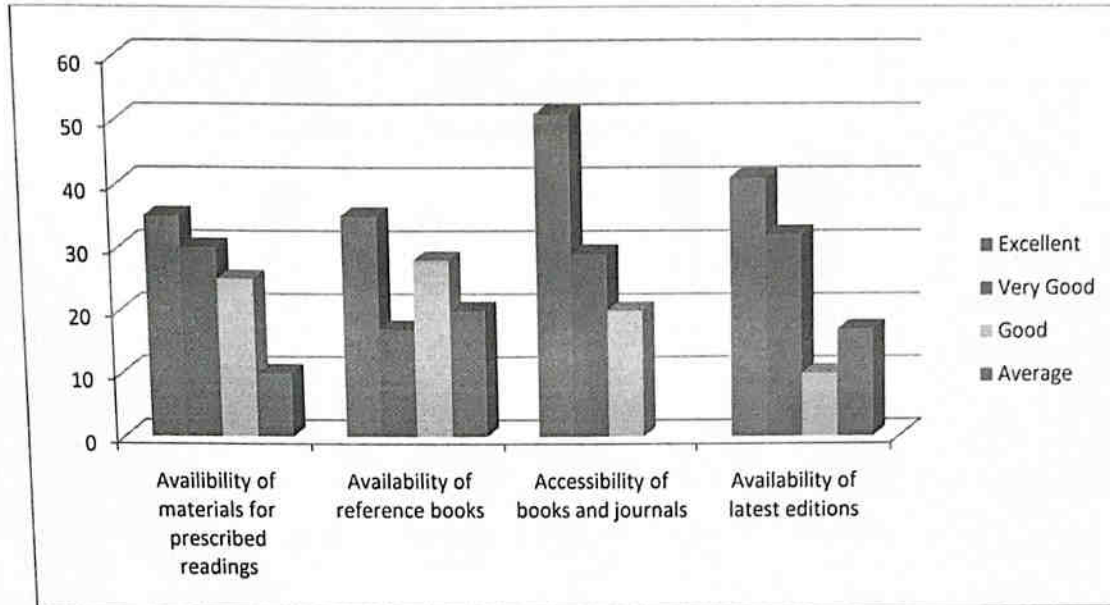


Under 'Library' aspect the following parameters were taken into consideration-

- Availability of materials for prescribed readings – 35% faculties marked excellent, 30% as very good, 25% as good and rest 10% as average.
- Availability of reference books – In this case also 35% faculties rated as excellent, 17% as very good, 28% as good and rest 20% as average.
- Accessibility of books and journals – Around 51% of the faculties marked excellent, 29% marked as very good and the rest 20% marked as good.
- Availability of latest editions – 41% rated excellent, 32% as very good and 10% good , rest 17% marked average.

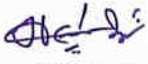

Principal
 Lala Rural College
 Lala H ijakandi


 Co-ordinator
 Internal Quality Assurance Cell,
 Lala Rural College, Lala

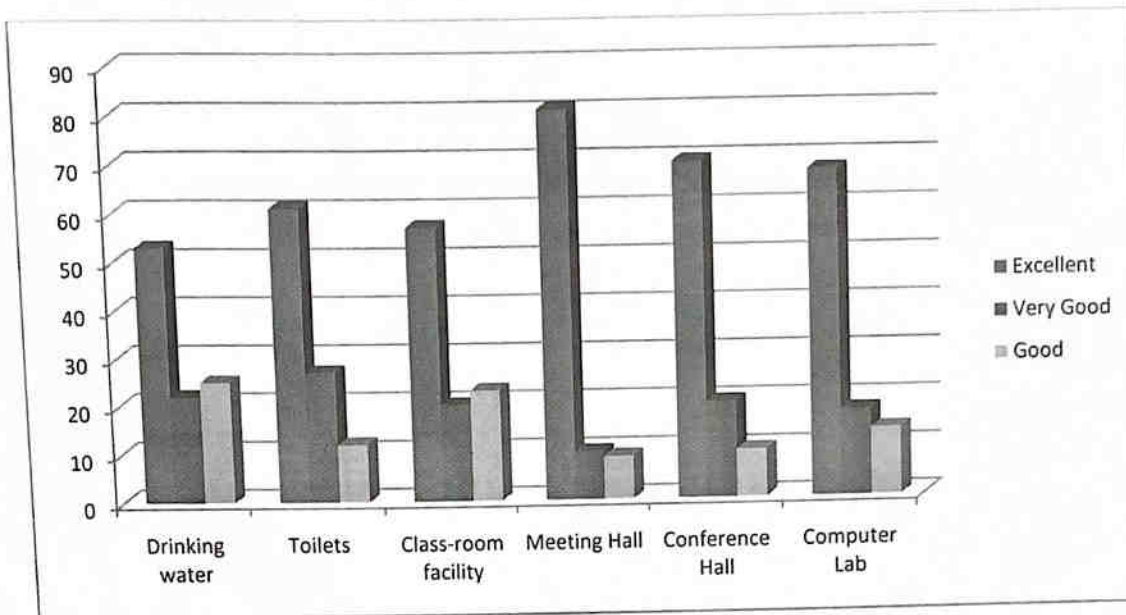


Under '**Infrastructural facilities**' aspect the following parameters were taken into consideration-

- Drinking water – 53% teachers ticked excellent, 22% as very good and the rest 25% as good.
- Toilet facility – Under this parameter, 61% faculties marked excellent, 27% as very good, 12% as good.
- Classroom facility – Around 57% of the faculties marked excellent, 20% marked as very good and the rest 23% marked as good.
- Meeting Hall – Most of faculties i.e. 81% rated it as excellent, 10 as very good and the rest 9% as good.
- Conference Hall – In this case also 70% faculties rated as excellent, 20% as very good and 10% as good.
- Computer Lab, where 68% faculties rated excellent, 18% as very good and the rest 14% as good.

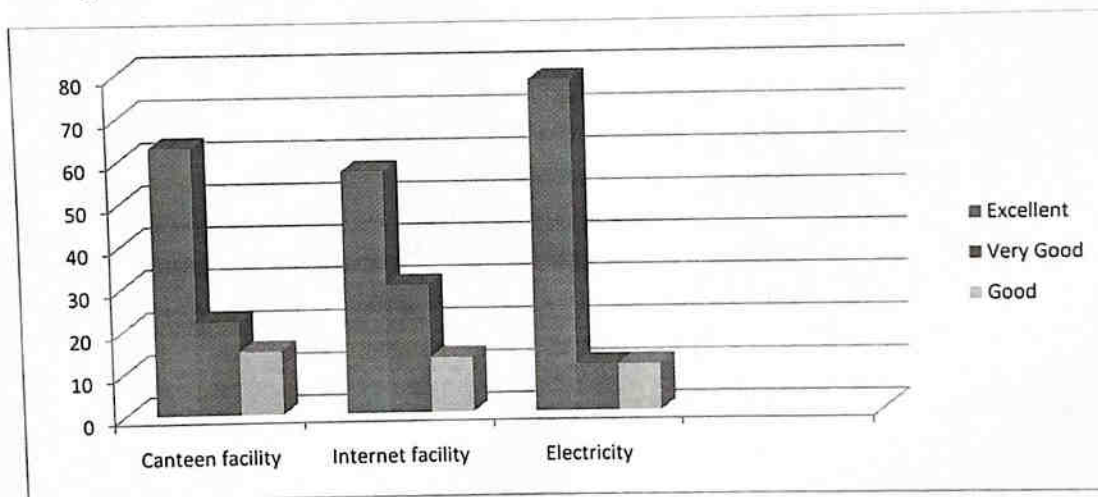

 Principal
 Lala Rural College
 Lala, Maljakandi



 Co-ordinator
 Internal Quality Assurance Cell,
 Lala Rural College, Lala




Under 'Institutional Environment' aspect the following parameters were taken into consideration-

- Canteen facility – 63% faculties marked excellent, 22% as very good, 15% as good.
- Internet facility – In this case also 57% faculties rated as excellent, 30% as very good and 13% as good.
- Electricity facility, where 78% faculties rated excellent, 11% as very good and the rest 11% as good.





 Principal
 Lala Rural College
 Lala, Hajjakandi


 Coordinator
 Internal Quality Assurance Cell,
 Lala Rural College, Lala

ACTION TAKEN

- Teachers' common room and class rooms are clean every day.
- Toilets are also getting clean at least once in a week.
- More books were purchased as CBCS course was introduced during 2018-2019.


Principal
Lala Rural College
Lala, Haljakandi


Co-ordinator
Internal Quality Assurance Cell,
Lala Rural College, Lala

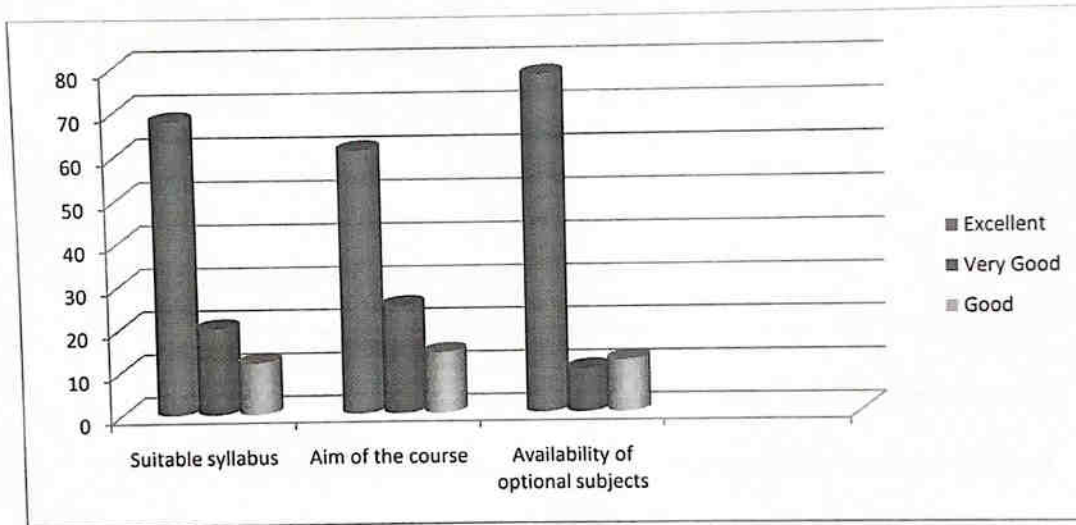
STUDENT FEEDBACK ANALYSIS ACADEMIC YEAR 2018-19

A student feedback survey is conducted with the degree students of the college for the academic year 2018-2019. The feedback form was designed in such a way that it fulfills the following parameters i.e. feedback on course, on teachers, library, internal assessment and infrastructural facilities of the college. The following suggestions were found from the student feedback.

- More syllabus and reference books
- Improve the canteen facility
- Cleanliness of the toilets

On feedback on the courses, the following points were taken into consideration viz

- On suitable syllabus to the course where most of the students rated 68% as excellent, 20% as very good and the rest 12% as good.
- On aim of the course where 61% students marked excellent, 25% as very good and 14% as good.
- Availability of optional subject within the course, students (78%) rated excellent, 10% very good and 12% rated as good.

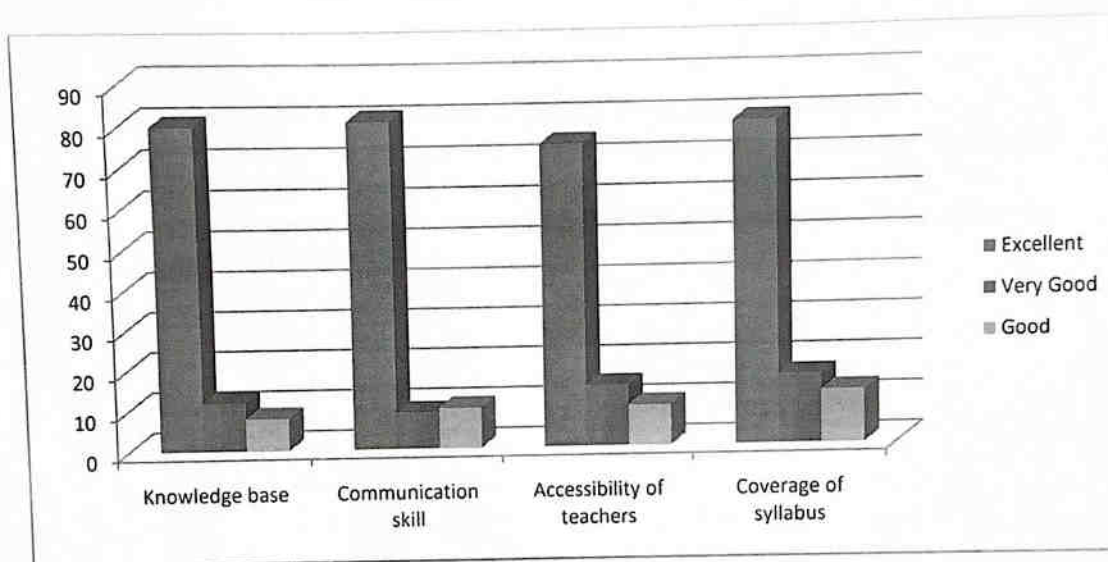



Principal
Lala Rural College
Lala, Haljakandi


Co-ordinator
Internal Quality Assurance Cell,
Lala Rural College, Lala


On feedback of teachers, the following points were taken into consideration viz

- On knowledge base where most of the students rated 80% as excellent, 12% as very good and the rest 8% as good.
- Communication skill where 81% students marked excellent, 9% as very good and 10% as good.
- Accessibility of teachers, students (75%) rated excellent, 15% very good and 10% rated as good.
- On coverage of syllabus, most of the students i.e. 80% happily marked as excellent and 17% as very good and the rest 13% as good.

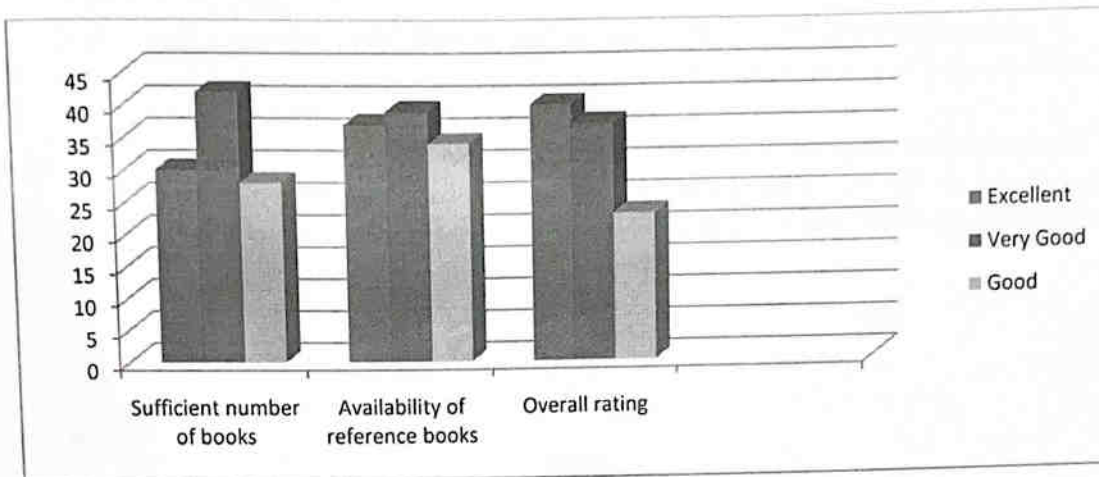


On feedback of library, the following points were taken into consideration viz

- On sufficient number of prescribed books where 30% students rated as excellent, 42% as very good and the rest 28% as good.
- Availability of reference books where 37% students marked excellent, 39% as very good and 34% as good.
- On overall rating, students (40%) rated excellent, 37% very good and 23% rated as good.

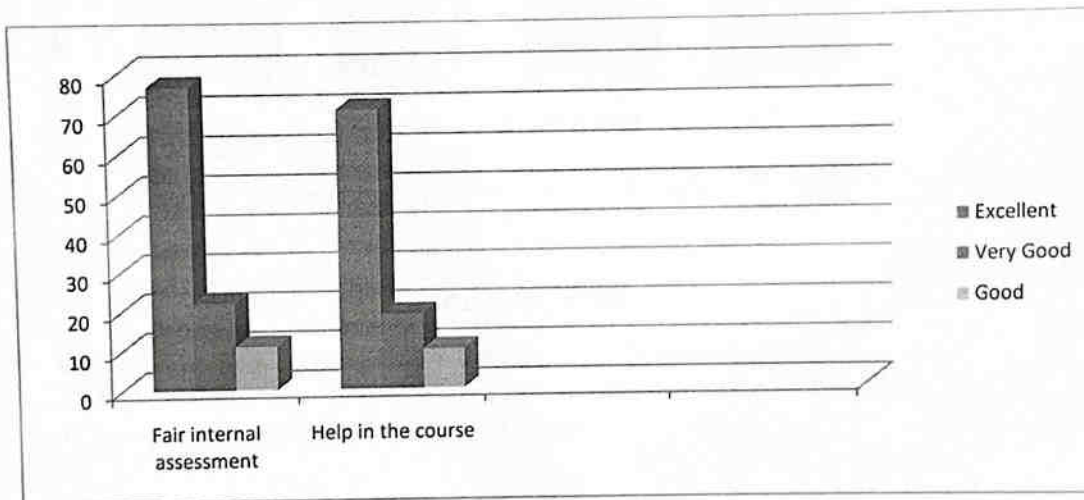

Principal
Lala Rural College
Lala, Maljakandi


Internal Quality Assurance Cell,
Lala Rural College, Lala



On internal assessment, the following points were taken into consideration viz

- On fair internal assessment, where most of the students i.e. 77% rated as excellent, 22% as very good and the rest 11% as good.
- On the help in the course grade where 71% students marked excellent, 19% as very good and 10% as good.



[Handwritten Signature]

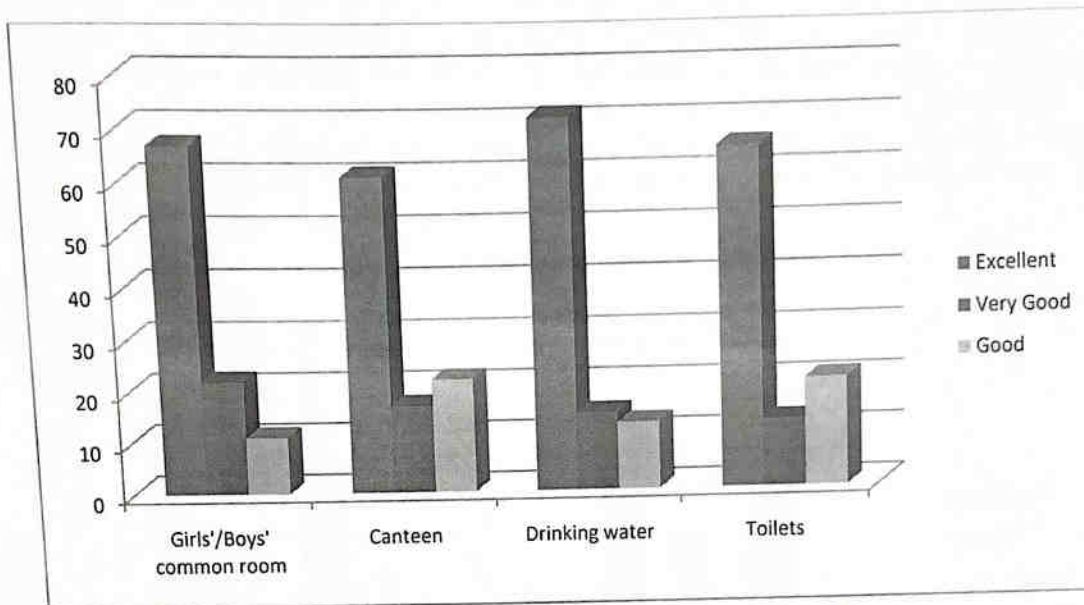
Principal
Lala Rural College
Lala, Baljakandi

[Handwritten Signature]

Co-ordinator
Internal Quality Assurance Cell,
Lala Rural College, Lala

On feedback of infrastructural facilities, the following points were taken into consideration viz

- Girls'/Boys' common room where most of the students rated 67% as excellent, 22% as very good and the rest 11% as good.
- On Canteen where 61% students marked excellent, 17% as very good and 22% as good.
- Drinking water, students (72%) rated excellent, 15% very good and 13% rated as good.
- On toilet facility, almost all the students (66%) gave excellent response and the rest 13%, 21% as very good and good respectively.



ACTION TAKEN

- More books were purchased by keeping in mind the CBCS course structure.
- More sports equipments were purchased for both Girls and Boys' common room.
- New curtains were bought for Girls' common room.

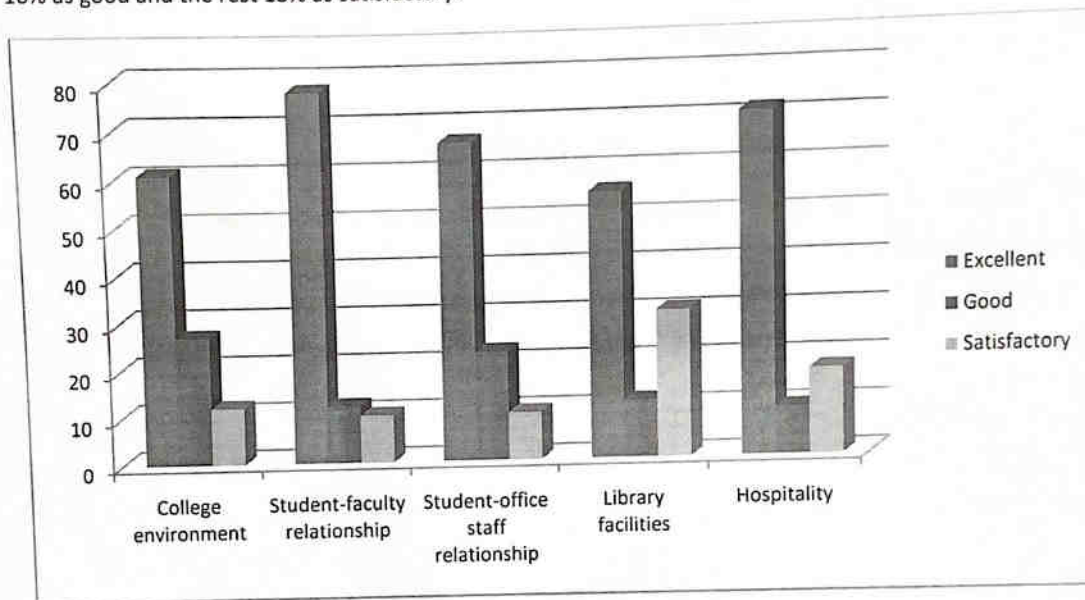
Principal
Lala Rural College
Lala, Haljakandi

Coordinator
Internal Quality Assurance Cell,
Lala Rural College, Lala

ALUMNI FEEDBACK ANALYSIS ACADEMIC YEAR 2018-19

It is the tradition of Lala Rural College to involve alumni in its activities. We believe that alumni feedback is an important source of information for betterment and development of the institution. We had collected curriculum feedback for the academic year 2018-2019. The feedback was on learning process, sports, administration and others.

Most of the alumni (61%) rated college environment as excellent, 27% alumni rated it as good, 12% as satisfactory. The alumni appreciated the student-faculty relationship, 78% alumni felt it as excellent, 12% good and 10% as satisfactory. The student-office staff relationship was rated excellent by 67% of the alumni, 23% rated it as good and the other 10% rated it as satisfactory. Library facility of the college was rated excellent by 56% of the alumni, 13% alumni marked as good and others 31% rated it as satisfactory. The alumni were quite impressed by the hospitality of the college, 72% rated as excellent, 10% as good and the rest 18% as satisfactory.



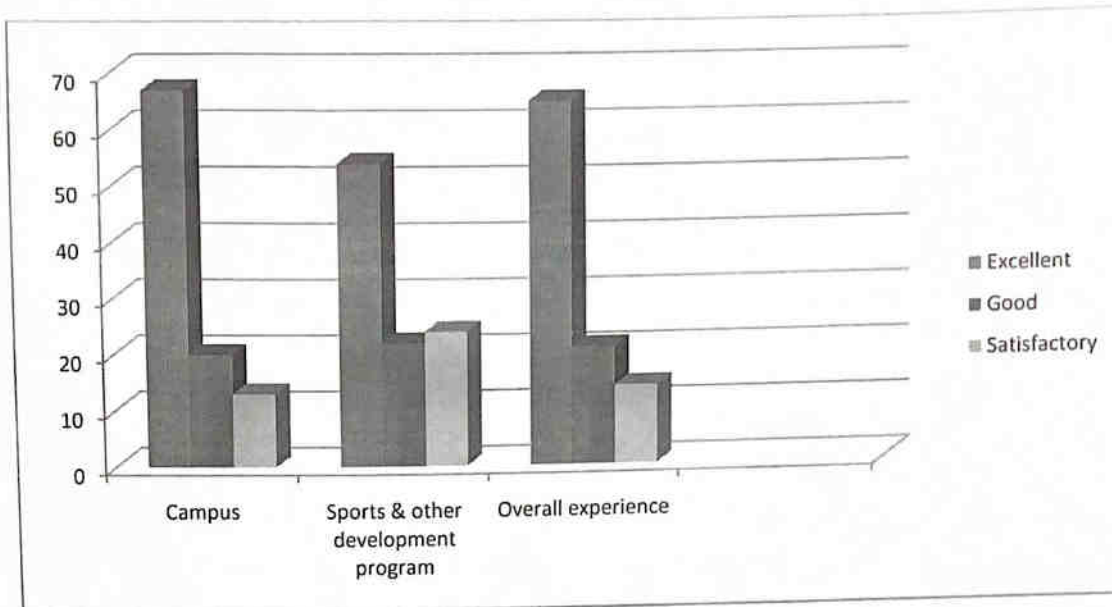
The alumni also praised the campus of the college where 67% alumni marked as excellent, 20% as good and 13% as satisfactory. Alumni gave valuable feedback on sports and other development programme, 54% alumni rated excellent, 22% as good and the rest 24% as satisfactory. In the overall experience of the college, 65% alumni felt it as excellent, 21% good, and 14% satisfactory.

(Signature)

Principal
Lala Rural College
Lala R. Tikandi

(Signature)

Co-ordinator
Internal Quality Assurance Cell,
Lala Rural College, Lala



ACTION TAKEN

- The college has decided to increase the number of participation of the alumni.
- The college had arranged an interactive programme where alumni and students took part.
- More sports equipments were bought.

(Signature)

Principal
Lala Rural College
Lala, Maljakandi

(Signature)

Co-ordinator
Internal Quality Assurance Cell,
Lala Rural College, Lala

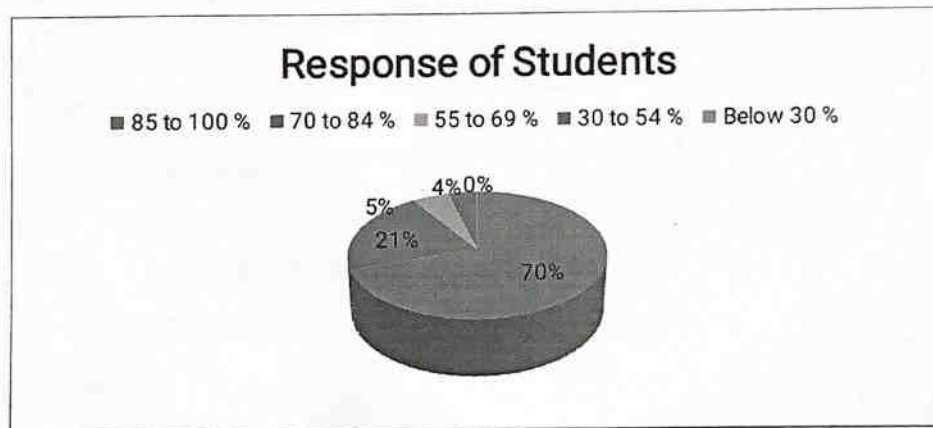
Students' Satisfaction Survey Report

In the academic session 2020-21, a group of 165 students, selected randomly, were asked to fill up a Students Satisfaction Survey form comprising of few questions and statements on teaching- learning and evaluation, infrastructure and administration. The students participating in this survey were administered the Questionnaire ^(Annexure -1) to submit responses within the given time frame i.e. from 27th January, 2021 to 6th February, 2021. The responses received from the students were analysed and interpreted as follows:

Part I:-Teaching- Learning and Evaluation:

1. How much of the syllabus was covered in the class?

	Response of students (in %)
85 to 100 %	70
70 to 84 %	21
55 to 69 %	5
30 to 54 %	4
Below 30 %	0



Interpretation: Majority of the students i.e. 70 % of the students responded that 85 to 100% of the syllabus was covered in the class.

2. Do the teachers discuss the topics in details?

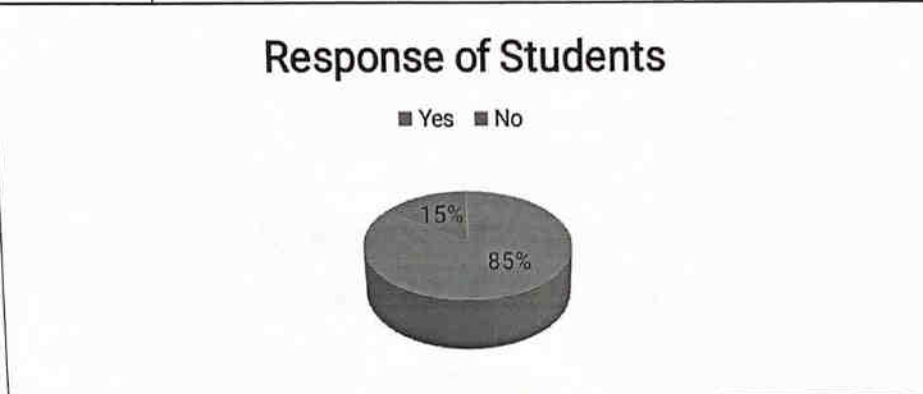
	Response of students (in %)



Principal
Lala Rural College
Lala, Hallakand
Edit with WPS Office

Beej
Co-ordinator
Internal Quality Assurance Cell,
Lala Rural College, Lala

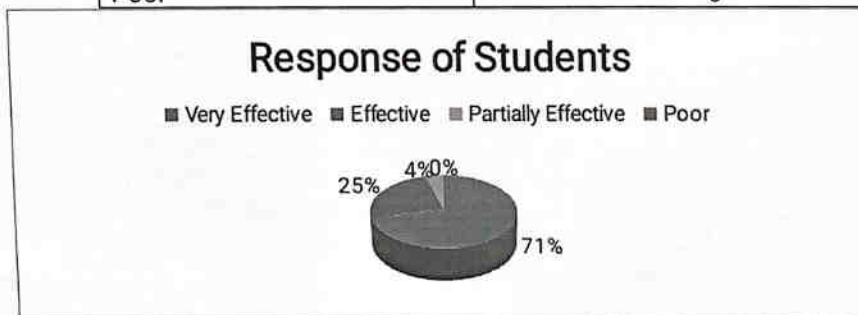
Yes	85
No	15



Interpretation: Majority of the students i.e. 85 % of the students responded that teachers discuss the topics in detail.

3. How well are the teachers able to communicate?

	Response of students (in %)
Very Effective	71
Effective	25
Partially Effective	4
Poor	0



Interpretation: Majority of the students i.e. 71% of the students responded that the teachers are able to communicate very effectively.

4. Teachers use TLM including modern teaching aids to deliver lesson in a convincing manner.

(Signature)
Principal

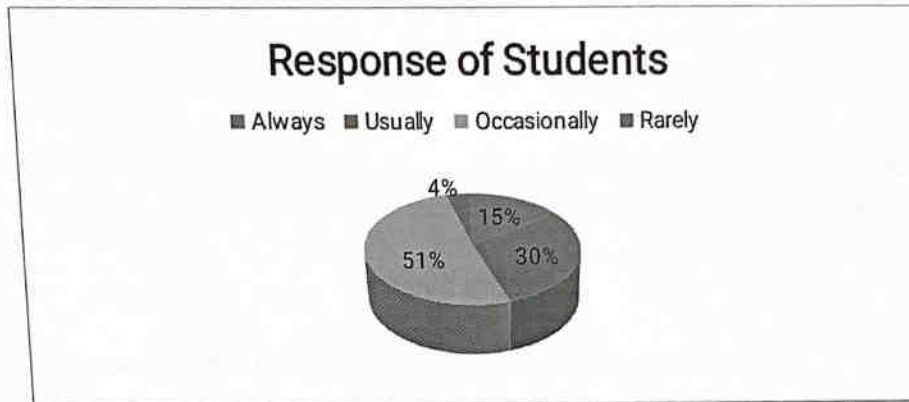
Lala Rural College

WPS Office



(Signature)
Coordinator
Internal Quality Assurance Cell,
Lala Rural College, Lala

	Response of students (in %)
Always	15
Usually	30
Occasionally	51
Rarely	4



Interpretation: 30 % of the students responded that usually teachers use TLM including modern teaching aids to deliver lesson in a convincing manner

5. Teachers help students in solving their problems/issues in and outside the classroom.

	Response of students (in %)
Always	79
Usually	15
Occasionally	6
Rarely	0

Principal
Principal
Lala Rural College
Lala, Hattakandi



Edit with WPS Office

Coordinator
Coordinator
Internal Quality Assurance Cell
Lala Rural College, Lala

Response of Students

■ Always ■ Usually ■ Occasionally ■ Rarely



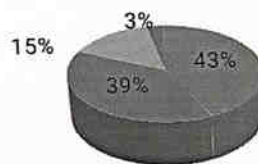
Interpretation: Maximum of the students i.e. 79% of the students responded that always teachers help students in solving their problems/issues in and outside the classroom.

6. Teachers pay attention to academically weak students.

	Response of students (in %)
Always	43
Usually	39
Occasionally	15
Rarely	3

Response of Students

■ Always ■ Usually ■ Occasionally ■ Rarely



Interpretation: 43% of the students responded that always teachers pay attention to academically weak students.

7. The teachers use student centric methods, such as experiential learning.

Principal
Lala Rural College
Lala, Khatibandli

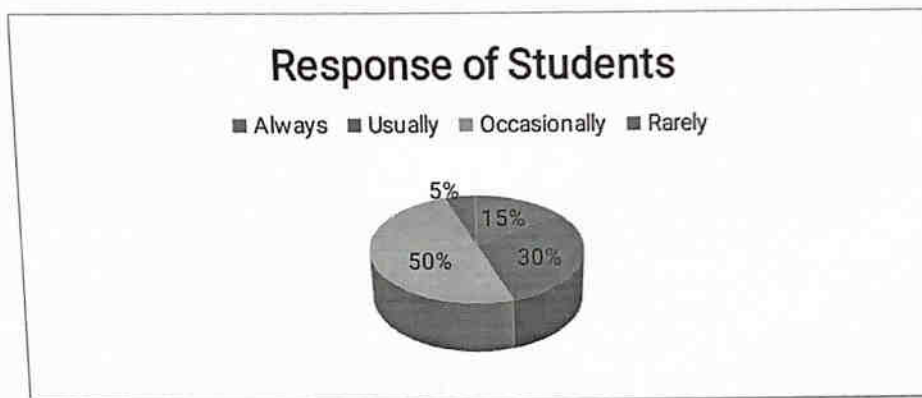


Edit with WPS Office

Co-ordinator
Internal Quality Assurance Cell,
Lala Rural College, Lala

participative learning and problem –solving methodologies for enhancing learning experiences.

	Response of students (in %)
Always	15
Usually	30
Occasionally	50
Rarely	5



Interpretation: One half of the students i.e. 50% of the students responded that occasionally the teachers use student centric methods, such as experiential learning, participative learning and problem –solving methodologies for enhancing learning experiences.

8. The teachers adopt transparent mechanism during internal assessment and evaluation process.

	Response of students (in %)
Strongly Agree	20
Agree	55
Partially Agree	25
Not Agree	0



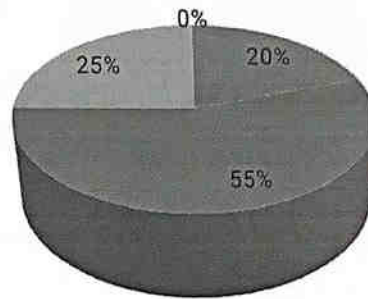
Edit with WPS Office

Principal
Lala Rural College
Khatkhandi

Co-ordinator
Internal Quality Assurance Cell,
Lala Rural College, Lala

Response of Students

■ Strongly Agree ■ Agree ■ Partially Agree ■ Not Agree



Interpretation: 55% of the students agreed that the teachers adopt transparent mechanism during internal assessment and evaluation process

9. How do you assess institute's approach to address internal assessment related grievances?

	Response of students (in %)
Excellent	10
Good	57
Satisfactory	30
Poor	3

[Signature]
Principal

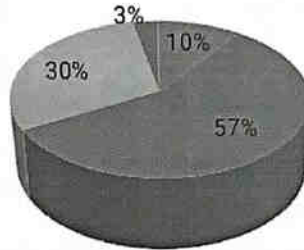


Internal Quality Assurance Cell,
Lata Rural College, Lata

[Signature]
Co-ordinator
Internal Quality Assurance Cell,
Lata Rural College, Lata

Response of Students

■ Excellent ■ Good ■ Satisfactory ■ Poor



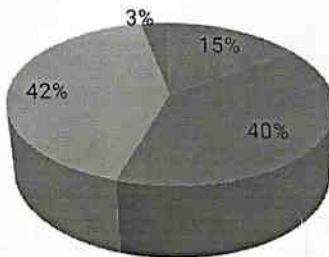
Interpretation: 57% of the students responded that institute's approach to address internal assessment related grievances is good.

10. The overall quality of teaching-learning and evaluation process in your institute is-

	Response of students (in %)
Excellent	15
Good	40
Satisfactory	42
Poor	3

Response of Students

■ Excellent ■ Good ■ Satisfactory ■ Poor



[Signature]
Principal
Lala Rural College
Makundi



Edit with WPS Office

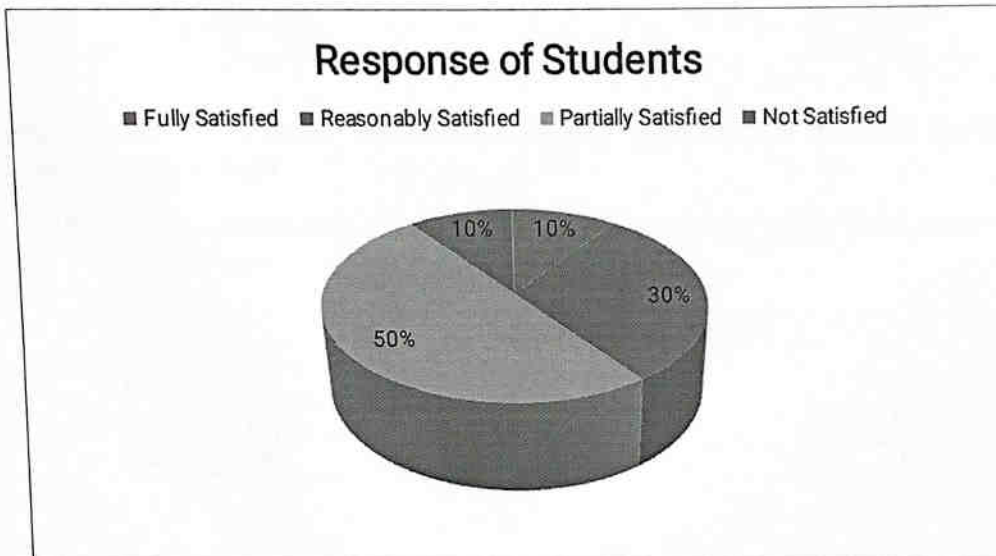
[Signature]
Co-ordinator
Internal Quality Assurance Cell,
Lala Rural College, Lala

Interpretation: 42 % of the students responded that the overall quality of teaching-learning and evaluation process in their institute is satisfactory.

Part II:-Infrastructure:

11. Are you satisfied with the drinking water facility available in your college?

	Response of students (in %)
Fully Satisfied	10
Reasonably Satisfied	30
Partially Satisfied	50
Not Satisfied	10

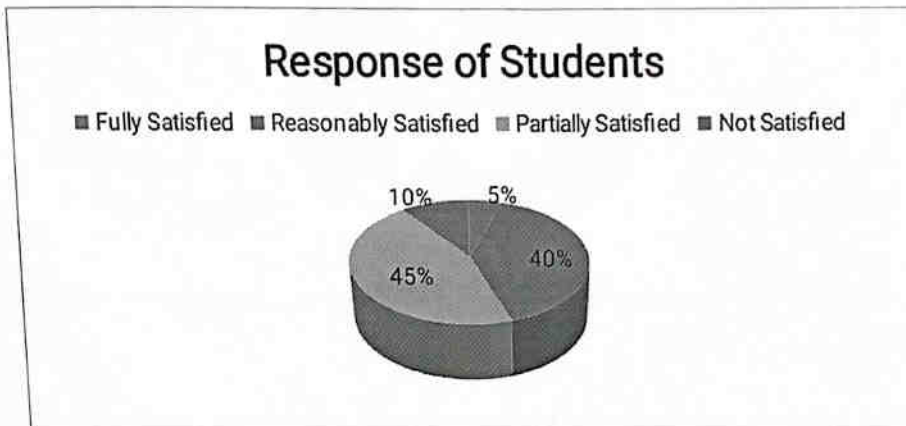


Interpretation: 50 % of the students are partially satisfied with the drinking water facility available in the college.

12. Are you satisfied with the toilet facility available in your college?

	Response of students (in %)
Fully Satisfied	5


Reasonably Satisfied	40
Partially Satisfied	45
Not Satisfied	10




Interpretation: 45 % of the students are partially satisfied with the toilet facility available in the college.

13. Are you satisfied with the classroom infrastructure and sitting arrangements in your college?

	Response of students (in %)
Fully Satisfied	18
Reasonably Satisfied	70
Partially Satisfied	12
Not Satisfied	0

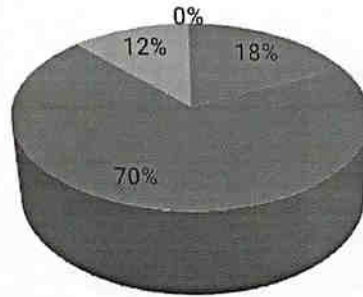

 Principal
 Lala Rural College
 Lala, Rajpuri

 Edit with WPS Office


 Co-ordinator
 Internal Quality Assurance Cell,
 Lala Rural College, Lala

Response of Students

■ Fully Satisfied ■ Reasonably Satisfied ■ Partially Satisfied ■ Not Satisfied



Interpretation: Majority of the students i.e. 70 % of the students are reasonably satisfied with the classroom infrastructure and sitting arrangements in the college.

14. Are you satisfied with the Boys/ Girls common room facility available in your college?

	Response of students (in %)
Fully Satisfied	15
Reasonably Satisfied	42
Partially Satisfied	40
Not Satisfied	03

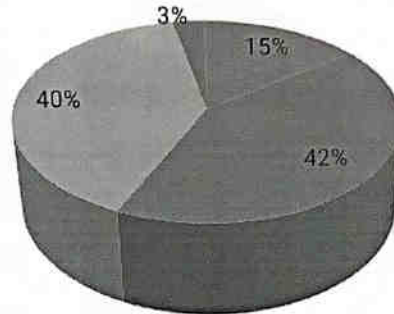

Principal
Lala Rural College
Lala, Bhatkandi


Co-ordinator
Internal Quality Assurance Cell,
Lala Rural College, Lala



Response of Students

■ Fully Satisfied ■ Reasonably Satisfied ■ Partially Satisfied ■ Not Satisfied



Interpretation: 42 % of the students are reasonably satisfied with the Boys/ Girls common room facility available in the college.

15. Are you satisfied with the sports facility available in your college?

	Response of students (in %)
Fully Satisfied	5
Reasonably Satisfied	40
Partially Satisfied	45
Not Satisfied	10

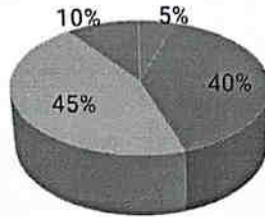
[Handwritten Signature]
Lala Rural College
Lala, Ballabandi

[Handwritten Signature]
Co-ordinator
Internal Quality Assurance Cell,
Lala Rural College, Lala



Response of Students

■ Fully Satisfied ■ Reasonably Satisfied ■ Partially Satisfied ■ Not Satisfied



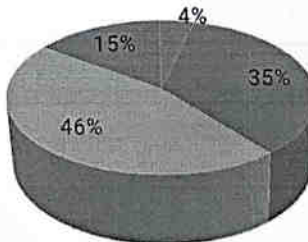
Interpretation: 45 % of the students are partially satisfied with the sports facility available in their college.

16. Are you satisfied with the quality and price of the food provided by the college canteen?

	Response of students (in %)
Fully Satisfied	4
Reasonably Satisfied	35
Partially Satisfied	46
Not Satisfied	15

Response of Students

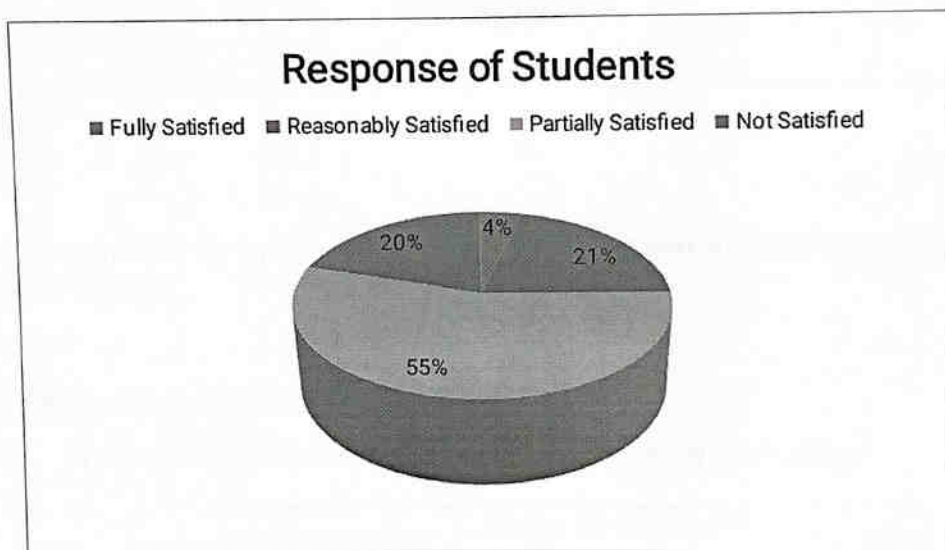
■ Fully Satisfied ■ Reasonably Satisfied ■ Partially Satisfied ■ Not Satisfied



Interpretation: 46 % of the students are partially satisfied with the quality and price of the food provided by the college canteen.

17. Are you satisfied with the college library in terms of availability of books, zerox facility, reading space, etc.?


	Response of students (in %)
Fully Satisfied	4
Reasonably Satisfied	21
Partially Satisfied	55
Not Satisfied	20



Interpretation: 55 % of the students are partially satisfied with the college library in terms of availability of books, zerox facility, reading space, etc.

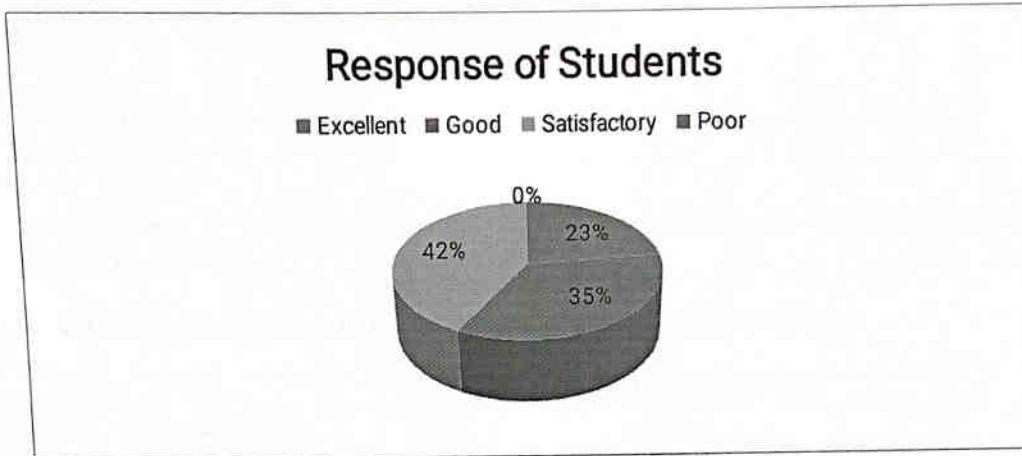
18. How do you rate the overall infrastructure of your college?

	Response of students (in %)
Excellent	23
Good	35


 WPS Office
 Lala Rural College


 Co-ordinator
 Internal Quality Assurance Cell,
 Lala Rural College, Lala

Satisfactory	42
Poor	0



Interpretation: 42 % of the students rated the overall infrastructure of their college satisfactory.

Part III:-Administration:

19. Are you satisfied with the administration system of your college?

	Response of students (in %)
Fully Satisfied	8
Reasonably Satisfied	35
Partially Satisfied	55
Not Satisfied	2

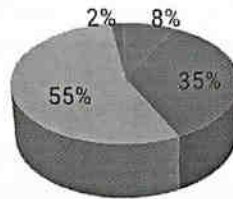


Principal
Lala Rural College
Lala, Jammu Office

Coordinator
Internal Quality Assurance Cell,
Lala Rural College, Lala

Response of Students

■ Fully Satisfied ■ Reasonably Satisfied ■ Partially Satisfied ■ Not Satisfied



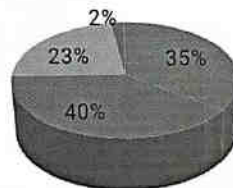
Interpretation: 55 % of the students are partially satisfied with the administration system of the college.

20. Are you satisfied with the admission procedure of your college?

	Response of students (in %)
Fully Satisfied	35
Reasonably Satisfied	40
Partially Satisfied	23
Not Satisfied	2

Response of Students

■ Fully Satisfied ■ Reasonably Satisfied ■ Partially Satisfied ■ Not Satisfied



Interpretation: 40 % of the students are reasonably satisfied the admission procedure of the college.



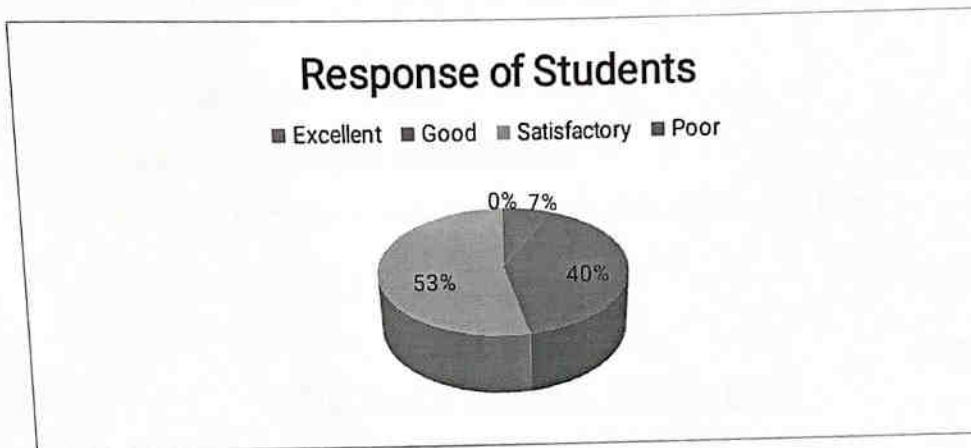
WPS Office

Handwritten signature
Principal
Lala Rural College
Lala, Nohakandi

Handwritten signature
Coordinator
Internal Quality Assurance Cell,
Lala Rural College, Lala

21. How do you rate the office staff of the college?

	Response of students (in %)
Excellent	7
Good	40
Satisfactory	53
Poor	0



Interpretation: 53 % of the students rated the office staff of the college satisfactory.

Recommendations on Teaching-Learning and Evaluation:

1. The teachers need to use modernised TLM more frequently to cater the needs of the students and also to make classroom interaction more effective.
2. To pay attention to academically slow learners, it is recommended that every week class test may be taken. It will enhance learning process of the students.
3. The teachers need to apply student centric methods such as experimental learning, participative learning and problem solving methodologies for effective participation of the students.

Recommendations on College Infrastructure:

1. Drinking water facility and toilet facility need to be improved.
2. Attention needs to be paid to boys and girls common room.
3. The students need to be encouraged in sports and more avenues are to be



Principal
Lala Naray College
Lala, Ballakundi
Edit with WPS Office

Co-ordinator
Internal Quality Assurance Cell,
Lala

provided for more participation of the students.

4. The college library is an integral part of institutional education. From the response of the survey it is found that attention needs to be paid towards library. Following are the areas which need to be marked:
 - i. More reference books.
 - ii. Subscription of more journals and newspapers (national and state level).
 - iii. Full time zerox facility.

Recommendations on College Administration:

1. The office staff needs to be more co-operative with the students.

[Handwritten Signature]
Principal
Lala Rural College
Lala, Bahakandi

[Handwritten Signature]
Co-ordinator
Internal Quality Assurance Cell,
Lala Rural College, Lala

ANNEXURE-I

STUDENTS' SATISFACTION SURVEY

LALA RURAL COLLEGE
Academic Session: 2020-2021

Part-A

(Personal Information)

Name of the Student :
Class/Semester :
Stream :
Contact No. :

Part-B
(Teaching-Learning and Evaluation)
{Tick (✓) the appropriate}

1.	How much of the syllabus was covered in the class?	a. 85 to 100 %	d. 30 to 54 %
		b. 70 to 84 %	e. Below 30 %
		c. 55 to 69 %	
2.	Do the teachers discuss the topics in details?	a. Yes	b. No

[Handwritten Signature]
Principal
Lala Rural College
Lala, Bahakandi

[Handwritten Signature]
Internal Quality Assurance Cell,
Lala Rural College, Lala



3.	How well are the teachers able to communicate?	a. Very effective	c. Partially effective
		b. Effective	d. Poor
4.	Teachers use TLM including modern teaching aids to deliver lesson in a convincing manner.	a. Always	c. Occasionally
		b. Usually,	d. Rarely
5.	Teachers help students in solving their problems/issues in and outside the classroom.	a. Always	c. Occasionally
		b. Usually,	d. Rarely
6.	Teachers pay attention to academically weak students.	a. Always	c. Occasionally
		b. Usually,	d. Rarely
7.	The teachers use student centric methods, such as experiential learning, participative learning and problem-solving methodologies for enhancing learning experiences.	a. Always	c. Occasionally
		b. Usually,	d. Rarely
8.	The teachers adopt transparent mechanism during internal assessment and evaluation process.	a. Strongly agree	c. Partially agree
		b. Agree	d. Not agree
9.	How do you assess institute's approach to addresses internal assessment related grievances?	a. Excellent	c. Satisfactory
		b. Good	d.
10.	The overall quality of teaching-learning process in your institute is-	a. Excellent	c. Satisfactory
		b. Good	d. Poor

Part-C (Infrastructure) {Tick (✓) the appropriate}			
11.	Are you satisfied with the drinking water facility available in your college?	a. Fully satisfied	c. Partially Satisfied
		b. Reasonably Satisfied	d. Not Satisfied
12.	Are you satisfied with the toilet facility available in your college?	a. Fully satisfied	c. Partially Satisfied
		b. Reasonably Satisfied	d. Not Satisfied



13. Are you satisfied with the classroom infrastructure and sitting arrangements in your college??	a. Fully satisfied	c. Partially Satisfied
	b. Reasonably Satisfied	d. Not Satisfied
14. Are you satisfied with the Boys/Girls common room facility available in your college?	a. Fully satisfied	c. Partially Satisfied
	b. Reasonably Satisfied	d. Not Satisfied
15. Are you satisfied with the sports facility available in your college?	a. Fully satisfied	c. Partially Satisfied
	b. Reasonably Satisfied	d. Not Satisfied
16. Are you satisfied with the quality and price of the food provided by the college canteen?	a. Fully satisfied	c. Partially Satisfied
	b. Reasonably Satisfied	d. Not Satisfied
17. Are you satisfied with the college library in terms of availability of books, zerox facility, reading space, etc?	a. Fully satisfied	c. Partially Satisfied
	b. Reasonably Satisfied	d. Not Satisfied
18. How do you rate the overall infrastructure of your college?	a. Excellent	c. Satisfactory
	b. Good	d. Poor

Part-D

(Administration)

{Tick (✓) the appropriate}

19. Are you satisfied with the administration system of your college?	a. Fully satisfied	c. Partially Satisfied
	b. Reasonably Satisfied	d. Not Satisfied
20. Are you satisfied with the admission procedure of your college?	a. Fully satisfied	c. Partially Satisfied
	b. Reasonably Satisfied	d. Not Satisfied
21. How do you rate the office staff of the college?	a. Excellent	c. Satisfactory
	b. Good	d. Poor

[Handwritten Signature]

Principal
Lala Rural College
Lala, Lalitpur

Signature

[Handwritten Signature]
Internal Quality Assurance Cell,
Lala Rural College, Lala

STUDENTS' FEEDBACK ANALYSIS ON SYLLABUS

ACADEMIC YEAR 2021-22

Our institution regularly does survey on feedback of students but due to pandemic the survey could not be done in the last session i.e 2020-21. But this time the feedback form was designed in such a way that it covers the students' opinion regarding their syllabus which is mentioned in Annexure 1. A total of 332 number of students responded and the analysis was made on the basis of their responses.

1. Do you know the entire syllabus of each paper of your semester?

Interpretation: All the students from both the programmes i.e B.A. and B. Com responded 'Yes' to the above question.

- 2.


Question	Response of the student	
	Yes	No
Has the concern teacher covered the entire syllabus?	287	45



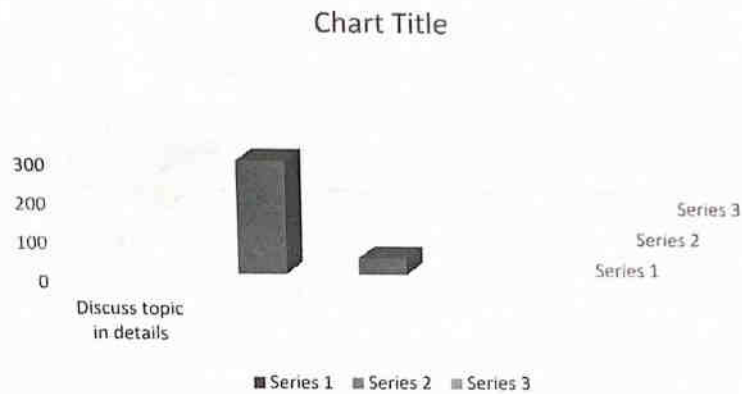
Interpretation: Most of the students i.e around 287 number of students responded that the concern teacher covered the entire syllabus whereas 45 number of students responded 'No' to this question.

- 3.

Question	Response of the student	
	Yes	No
Does the teacher discuss topics in details?	290	42


Principal
Lala Rural College
Lala, Rajhakandi

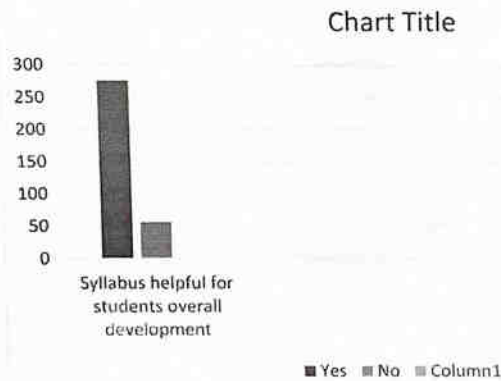

Co-ordinator
Internal Quality Assurance Cell,
Lala Rural College, Lala



Interpretation: A total of 290 students of our institution responded that the teacher discussed the topic in details whereas 42 number of students responded 'No' to this question.

4.


Question	Response of the student	
	Yes	No
Is syllabus helpful for students' overall development?	276	56




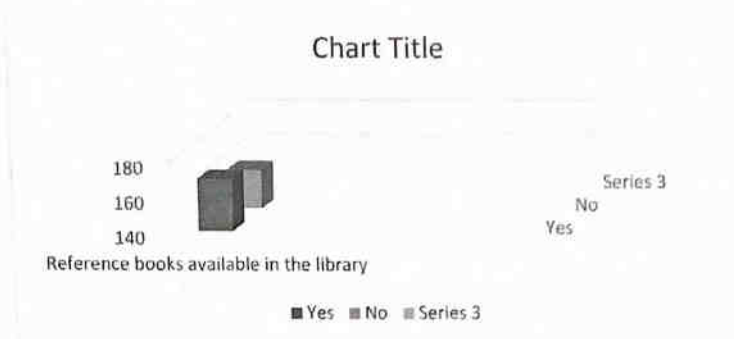
Interpretation: A total of 276 students of our institution admitted that the syllabus is helpful for students' overall development and whereas 56 number of students disagreed to it.

5.

Question	Response of the student	
	Yes	No
Are reference books available in the library?	170	162


 Principal
 Lala Parul College
 Lala, Haljakandi


 Co-ordinator
 Internal Quality Assurance Cell,
 Lala Rural College, Lala




Interpretation: A total of only 170 students of the institution agreed that the reference books are available in the library and whereas 162 number of students denied to it.

6.

Question	Response of the student	
	Yes	No
Is syllabus too lengthy and detailed?	157	175

Interpretation: Only a total of 157 students remarked as the syllabus is in detailed and as well as very lengthy but majority of the students i.e 175 number of students didn't agree with the earlier.


Syllabys is lengthy and detailed



Suggestions: -

- (i) There should be more reference books in the library.
- (ii) Some of the students suggested that the syllabus should be reframed as it is in detailed and too lengthy.
- (iii) The syllabus should be made available in the college websites.
- (iv) Some of the commerce students suggested that more practical oriented syllabus should be included in their programme.


 Principal
 Lala Rural College
 Lala, B. Jalandar


 Coordinator
 Internal Quality Assurance Cell,
 Lala Rural College, Lala

Annexure -1

LALA RURAL COLLEGE, LALA
FEEDBACK OF STUDENTS ON SYLLABUS
ACADEMIC YEAR: 2021-22

Name of the student:


Semester: (P)/(H)

Stream:

Sl. no.	The Questions	Response	
		Yes	No
1	Do you know the entire syllabus of each paper of your Semester?		
2	Has the concern teacher covered the entire syllabus?		
3	Does the teacher discuss topics in details?		
4	Is syllabus helpful for students' overall development?		
5	Are reference books available in the library?		
6	Is syllabus too lengthy and detailed?		

Suggestions if any: -

Signature of the student


Principal
Lala Rural College
Lala, B. K. J. Road


Co-ordinator
Internal Quality Assurance Cell,
Lala Rural College, Lala

Teachers' Feedback Analysis on Syllabus

Academic Year: 2021-2022

In the academic session 2021-22 feedback of teachers on syllabus was taken with the help of a questionnaire Annexure 1. A total of 27 teachers responded to the given questionnaire and their responses were analysed and interpreted as follows:

1. Do you get enough time to cover the syllabus?

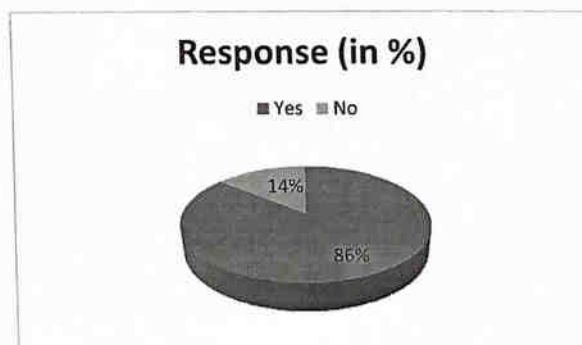
	Response of teachers (in %)
Yes	73
No	27




Interpretation: Majority of the teachers i.e. 73 % of them responded that they get enough time to cover the syllabus, whereas 27 % of them are of the opinion that the time is not sufficient enough to cover the entire syllabus.

2. Does the course curriculum fulfil your expectations as a teacher?

	Response of teachers (in %)
Yes	86
No	14



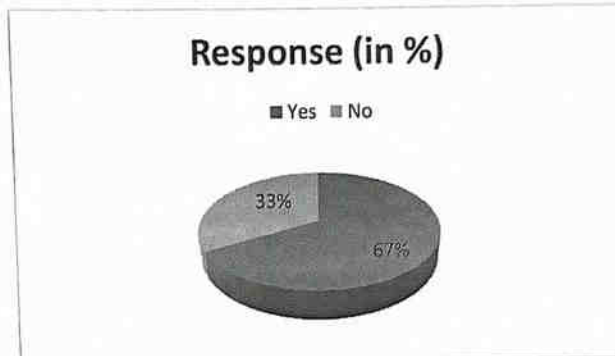

Principal
Lala Rural College
Lala, Hajjakandi


Coordinator
Internal Quality Assurance Cell,
Lala Rural College, Lala

Interpretation: Majority of the teachers i.e. 86 % of them responded that the course curriculum fulfil their expectations as a teacher.

3. Is there any need for changes in the syllabus?

	Response of teachers (in %)
Yes	67
No	33




Interpretation: Majority of the teachers i.e. 67% of them opined that there is a need to make changes in the syllabus.

4. Is the syllabus beneficial and relevant to the students need?

	Response of teachers (in %)
Yes	72
No	28



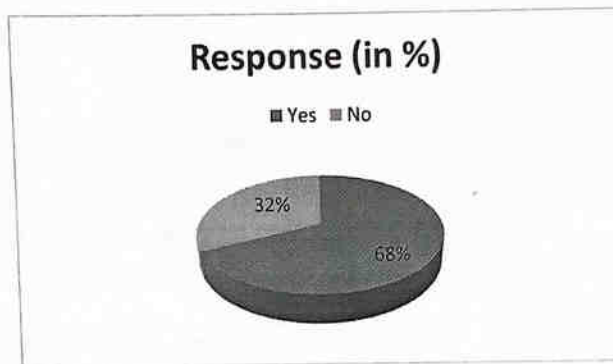
Interpretation: Majority of the teachers i.e. 72% of them responded that the syllabus is beneficial and relevant to the students need, whereas 28% responded that the syllabus is not beneficial and relevant to the students need.


Principal
Lala Rural College
Lala, Maljakandi


Co-ordinator
Internal Quality Assurance Cell,
Lala Rural College, Lala

5. Is the syllabus very relevant for the contemporary time?

	Response of teachers (in %)
Yes	68
No	32



Interpretation: Majority of the teachers i.e. 68% of them responded the syllabus is very relevant for the contemporary time, whereas 32 % opined that the syllabus is not very relevant for the contemporary time.

Suggestions:

- i. According to few teachers there is time constraint regarding the coverage of syllabus so there is a need to re-structure the syllabus taking into consideration the time factor especially for TDC Even Semester.
- ii. There is a need to change the repetition of syllabus.
- iii. Some of the teachers opined that the syllabus needs to be modified as the existing one is not relevant for the contemporary time.
- iv. Most of the teachers suggested that the syllabus must be revised at a regular interval.

Principal
Lala Rural College
Lala M. Hakandi

Co-ordinator
Internal Quality Assurance Cell,
Lala Rural College, Lala

Annexure- I

LALA RURAL COLLEGE, LALA
FEEDBACK OF TEACHERS ON SYLLABUS
ACADEMIC YEAR: 2021-22


Name of the Teacher:

Name of the Department:

Sl. no.	The Questions	Response	
		Yes	No
1	Do you get enough time to cover the syllabus?		
2	Does course curriculum fulfil your expectations as a teacher?		
3	Is there any need for changes in the syllabus?		
4	Is the syllabus beneficial and relevant to the students need?		
5	Is the syllabus very relevant for the contemporary time?		

Suggestions if any: -

Signature


Principal
Lala Rural College
Lala H. H. Jakandi


Co-ordinator
Internal Quality Assurance Cell,
Lala Rural College, Lala


Alumni Feedback Analysis on Syllabus

Academic Year: 2021-2022

In the academic session 2021-22 feedback of alumni on syllabus was taken with the help of a questionnaire ^{annexure -1}. A total of 67 alumni responded to the administered questionnaire and their responses were analysed and interpreted as follows:

6. Are you aware of the entire syllabus of each semester?


	Response of Alumni (in no.)
Yes	53
No	14





Interpretation: Majority of the alumni i.e. 53 out of 67 of them responded that they are aware of the entire syllabus of each semester and the remaining 14 of them responded that they are not aware of the entire syllabus of each semester.

7. Is the syllabus properly designed?

	Response of Alumni (in no.)
Yes	42
No	11


Principal
Lala Rural College
Lala Hijakandi



Internal Quality Assurance Cell,
Lala Rural College, Lala



Interpretation: Since for question no. 1 fourteen (14) no. of alumni responded to 'No', the remaining questions i.e. from 2 to 6 were responded by only 53 alumni. For this concerned question majority of the alumni i.e. 42 out of 53 of them responded that the syllabus is properly designed and the remaining 11 alumni responded that the syllabus is not properly designed.

8. Is the syllabus updated to meet the needs of the students?

	Response of Alumni (in no.)
Yes	38
No	15



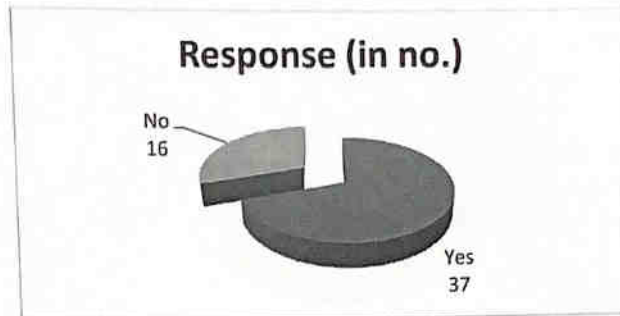
Interpretation: Majority of the alumni i.e. 38 of them opined that the syllabus is updated to meet the needs of the students.

9. Does the syllabus inculcate human values in the students?

	Response of Alumni (in no.)
Yes	37
No	16

Principal
Lala Rural College
Lala, Maljakandi

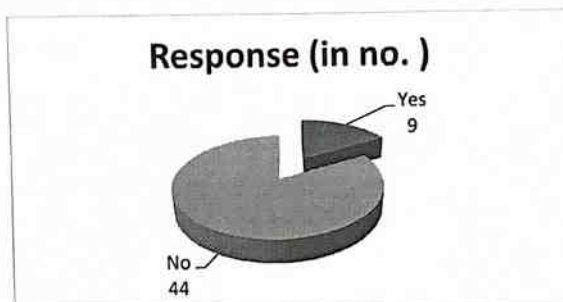
Co-ordinator
Internal Quality Assurance Cell,
Lala Rural College, Lala



Interpretation: Majority of the alumni i.e. 37 of them responded that the syllabus inculcates human values in the students, whereas 16 of the alumni opined that the syllabus does not inculcate human values in the students.

10. Is there any need for updating the syllabus?

	Response of Alumni (in no.)
Yes	9
No	44



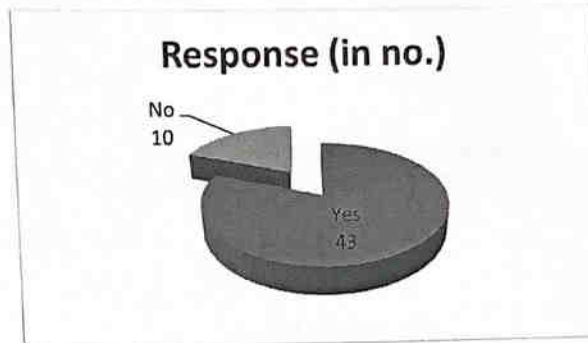
Interpretation: Majority of the alumni i.e. 44 of them opined that there is no need for updating the syllabus and 9 of them suggested to update the syllabus.

11. Is syllabus relevant to modern times?

	Response of Alumni (in no.)
Yes	43
No	10

Principal
Lala Rural College
Lala H. Hakandi


Co-ordinator
Internal Quality Assurance Cell,
Lala Rural College, Lala




Interpretation: Majority of the alumni i.e. 43 no. of alumni opined that the syllabus is relevant to modern times.

Suggestions:

- v. There is a need to change the semester wise repetition of syllabus.
- vi. Some of the alumni opined that the syllabus needs to be modified as the existing one is not relevant to modern times.
- vii. The syllabus should be more practical oriented especially for commerce students.
- viii. Few of the alumni suggested that the contents of the syllabus must be revised at reasonable intervals.
- ix. The syllabus should be designed keeping in mind the job requirements.


Principal
Lala Rural College
Lala, H. Jhakandi


Co-ordinator
Internal Quality Assurance Cell,
Lala Rural College, Lala

Annexure- I

LALA RURAL COLLEGE, LALA
FEEDBACK OF ALUMNI ON SYLLABUS
ACADEMIC YEAR: 2021-22
Dated: 11/12/2021

PART A


1	Name	
2	Year of study in this college	
3	Further studies	M.A./ M. Com./ MBA/ B. Ed/ Others:
4	Present Qualification	
5	Present status of service	(a) Government _____ (b) Private _____ (c) Self-employment _____ (d) Others _____
6	If in service	1. Designation 2. Organisation
7	Permanent Address	
8	Mobile No. & E-mail ID	

PART B

Sl No.	The Questions	Response	
		Yes	No
1	Are you aware of the entire syllabus of each Semester?		
2	Is the syllabus properly designed?		
3	Is the syllabus updated to meet the needs of the students?		
4	Does the syllabus inculcate human values in the students?		
5	Is there any need for updating the syllabus?		
6	Is syllabus relevant to modern times?		

Suggestions if any:-

Signature of the alumni


Principal
Lala Rural College
Lala H. Bjakandi


Co-ordinator
Internal Quality Assurance Cell,
Lala Rural College, Lala

**A Report on
Students' Satisfaction Survey**

Session: 2021 – 22

Lala Rural College, Lala, Hailakandi, Assam

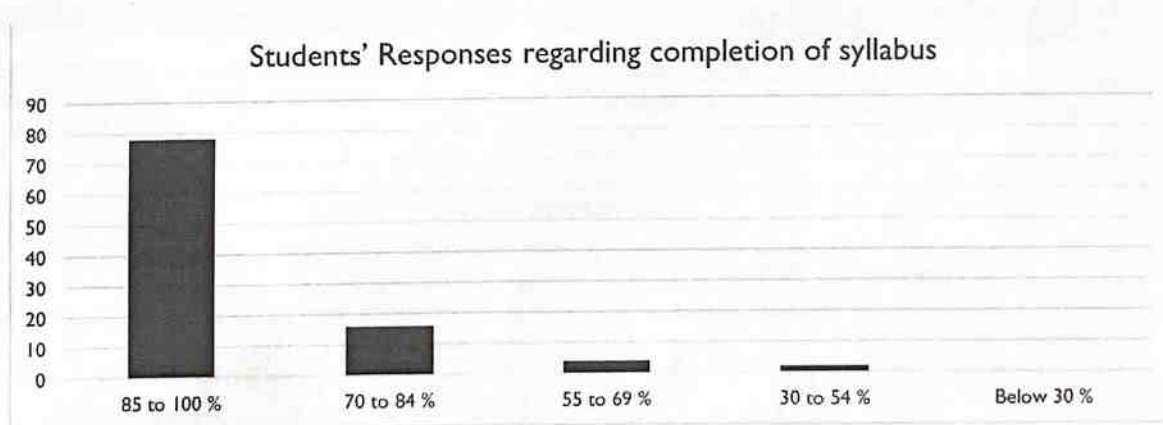
Introduction

In the academic session 2021-22, a group of 180 students, selected randomly, were asked to fill up a Students Satisfaction Survey form comprising of few questions and statements on teaching-learning and evaluation, infrastructure and administration. The students participating in this survey were administered the Questionnaire (Annexure-1) to submit responses within the given time frame i.e. from 7th February, 2022 to 12th February, 2022. The responses received from the students were analysed and interpreted as follows:

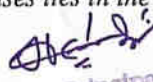
Part B:-Teaching- Learning and Evaluation:

1. How much of the syllabus was covered in the class?

Percentage of syllabus	Response of students (in %)
85 to 100 %	78
70 to 84 %	16
55 to 69 %	4
30 to 54 %	2
Below 30 %	0
Total	100%



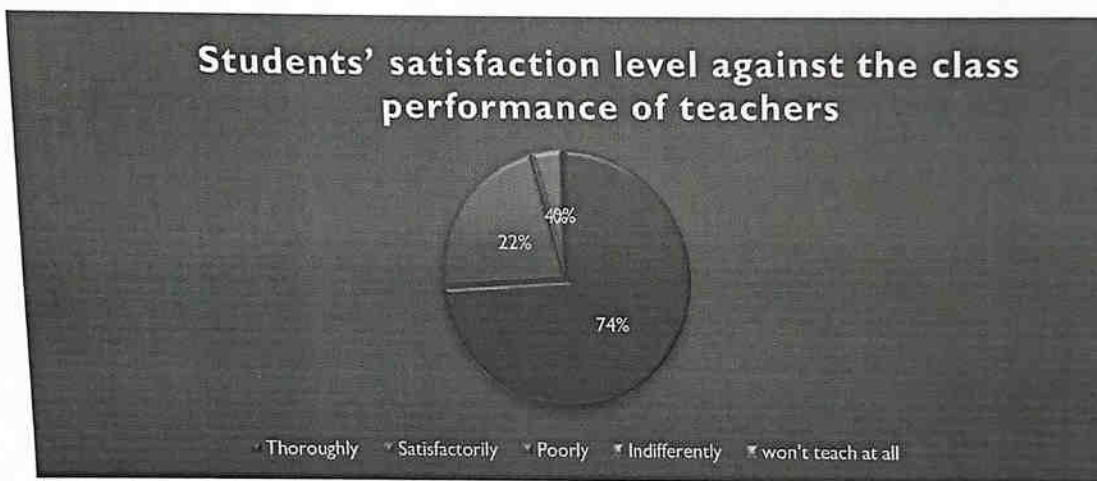
Interpretation: Majority of the students i.e. 78 % of the students responded that 85 to 100% of the syllabus was covered in the class; 16% lies in the 70 to 84 % group; 4% lies in the 55 to 69 %; 2% in the 30 to 54 % and 0% students' responses lies in the group of below 30%.


Principal
Lala Rural College
Lala, Hailakandi


Co-ordinator
Internal Quality Assurance Cell,
Lala Rural College, Lala

2. How well did the teachers prepare for the classes?


Satisfaction level	Response of students (in %)
Thoroughly	74
Satisfactorily	22
Poorly	4
Indifferently	0
Won't teach at all	0
Total	100%



Interpretation: Majority of the students i.e. 74 % of the students responded that the teachers teach in the class thoroughly, 22% responded were at the satisfactory level, 4% lies in the poor level and 0% in both indifferently and won't teach at all levels.

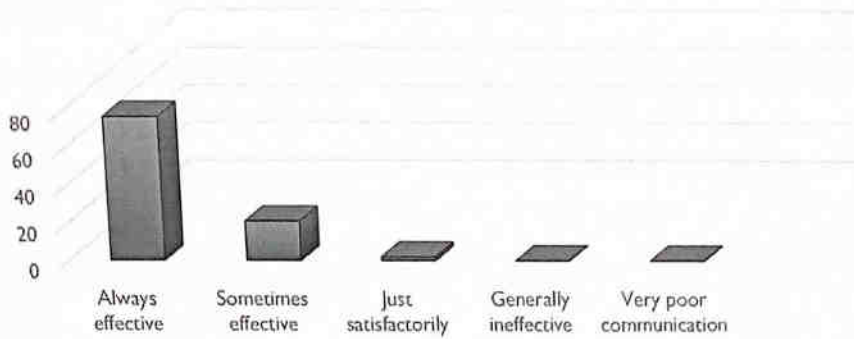
3. How well were the teachers able to communicate?

Communication efficiency	Response of students (in %)
Always effective	77
Sometimes effective	21
Just satisfactorily	2
Generally ineffective	0
Very poor communication	0
Total	100


 Principal
 Lala Rural College
 Lala, Haldwari


 Coordinator
 Internal Quality Assurance Cell,
 Lala Rural College, Lala

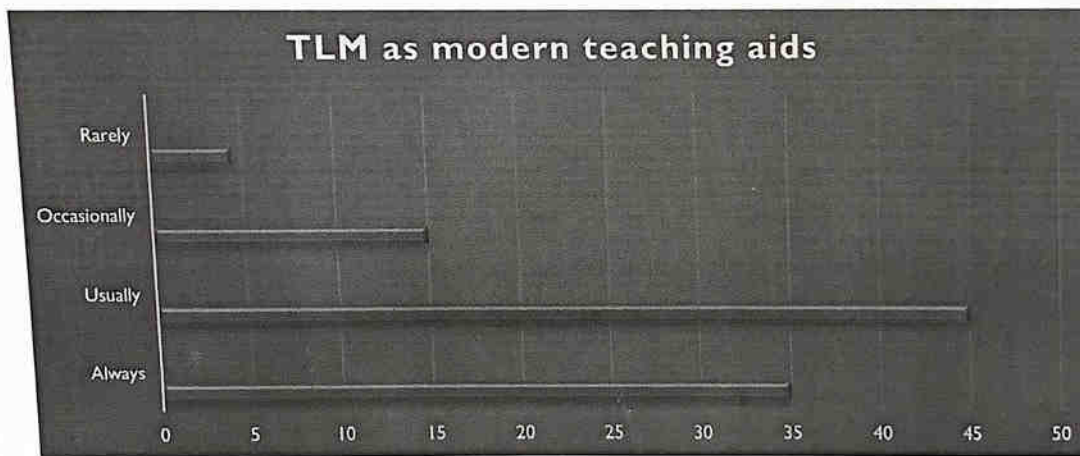
Category-wise response of students on teachers ability to communicate



Interpretation: Majority of the students i.e. 77% of the students responded that teachers are always effective; 21% responded that the teachers are sometimes effective whereas 2% of students responded that the teachers are just satisfactory and no respondents are found in the generally ineffective and very poor communication group.

4. Teachers use TLM including modern teaching aids to deliver lesson in a convincing manner.

TLM as modern teaching aids	Response of students (in %)
Always	35
Usually	45
Occasionally	15
Rarely	5
Total	100



Interpretation: 35 % of the students responded that teachers use TLM as teaching aids always; 45% responded that they use it usually; 15% responded occasionally and 5% responded that TLM is used as teaching aids rarely.

Principal
Lala Rural College
Bela, Halkabandi

In-charge
Internal Quality Assurance Cell,
Lala Rural College, Lala

5. Teachers help students in solving their problems/issues in and outside the classroom.

Solving their problems/issues in and outside the classroom	Response of students (in %)
Always	82
Usually	16
Occasionally	2
Rarely	0
Total	100

Solving their problems/issues in and outside the classroom



■ Always ■ Usually ■ Occasionally ■ Rarely

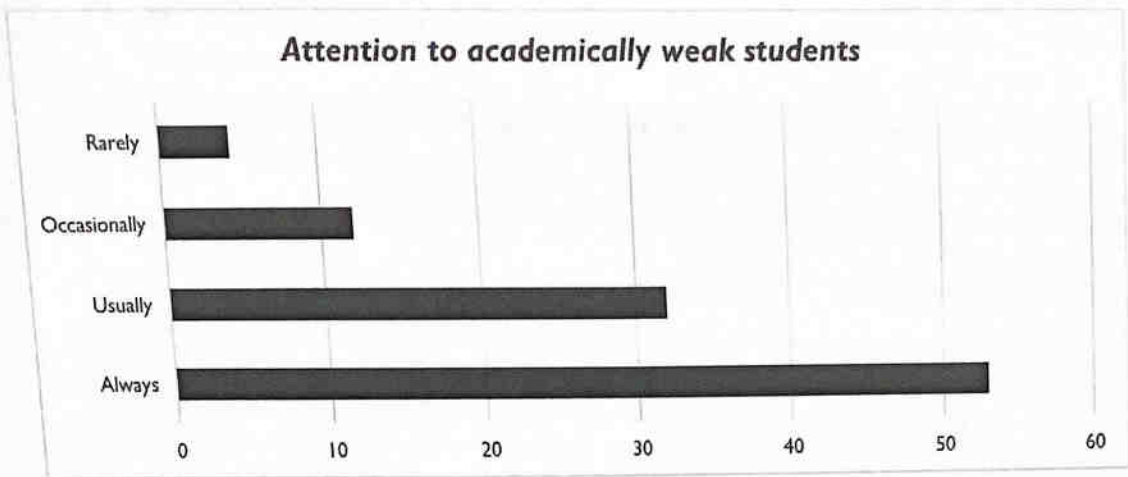
Interpretation: Maximum number of the students i.e. 82% of the students responded that always teachers help students in solving their problems/issues in and outside the classroom, 16% responded that usually; 2% responded occasionally and 0% responded towards rarely.

6. Teachers pay attention to academically weak students.

Attention to academically weak students	Response of students (in %)
Always	53
Usually	32
Occasionally	12
Rarely	3
Total	100

Principal
Lala Rural College
Lala, Baljibandi

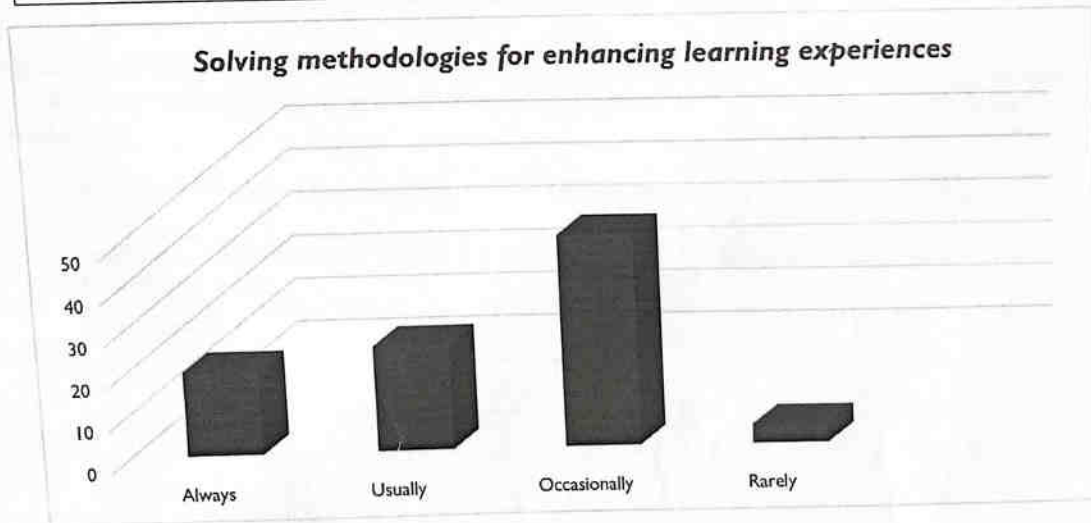
Co-ordinator
Internal Quality Assurance Cell,
Lala Rural College, Lala



Interpretation: 53% of the students responded that always teachers' pay attention to academically weak students; 32% responded usually; 12% occasionally; and 3% rarely.

7. The teachers use student centric methods, such as experiential learning, Participative learning and problem –solving methodologies for enhancing learning experiences.

Methodologies for enhancing learning experiences	Response of students (in %)
Always	15
Usually	30
Occasionally	50
Rarely	5
Total	100



Interpretation: One half of the students i.e. 50% of the students responded that occasionally the teachers use student centric methods, such as experiential learning, participative learning and problem –solving methodologies for enhancing learning experiences.


Principal
Lala Bhaiji College
Lala, Hattikandi

Co-ordinator
Internal Quality Assurance Cell,
Lala Bhaiji College, Lala

8. The teachers adopt transparent mechanism during internal assessment and evaluation process.

Transparent mechanism during the internal assessment and evaluation process.	Response of students (in %)
Strongly Agree	20
Agree	55
Partially Agree	25
Not Agree	0
Total	100

Transparent mechanism during the internal assessment and evaluation process.



■ Strongly Agree ■ Agree ■ Partially Agree ■ Not Agree

Interpretation: 55% of the students agreed that the teachers adopt transparent mechanisms during internal assessment and evaluation process, where as 20% strongly agreed, 25% partially agreed and 0% not agreed at all.

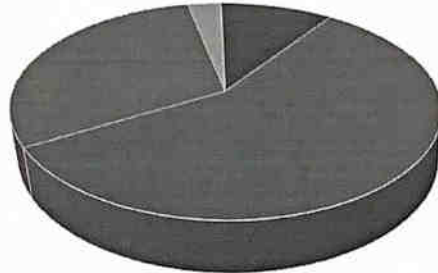
9. How do you assess institute's approach to address internal assessment-related grievances?

Institute's approach to address internal assessment related grievances	Response of students (in %)
Excellent	10
Good	57
Satisfactory	30
Poor	3
Total	100

[Signature]
Principal
Lala Jyoti College,
Lala, Rajstani

[Signature]
Co-ordinator
Internal Quality Assurance Cell,
Lala Rural College, Lala

Institute's approach to address internal assessment related grievances



▪ Excellent ▪ Good ▪ Satisfactory ▪ Poor

Interpretation: 57% of the students responded that institute's approach to address internal assessment related grievances is good.

10. The overall quality of teaching-learning and evaluation process in the institute is-

Overall quality of teaching-learning and evaluation process	Response of students (in %)
Excellent	15
Good	45
Satisfactory	37
Poor	3
Total	100

Overall quality of teaching-learning and evaluation process



Interpretation: 45 % of the students responded that the overall quality of teaching-learning and evaluation process in their institute is good; 37% is satisfactory; 15% excellent and 3% is poor.

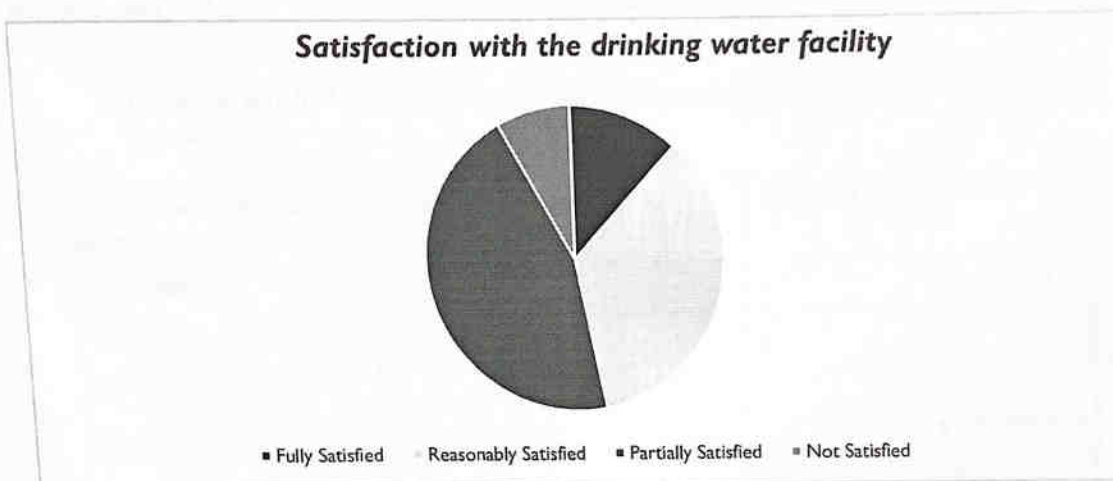
(Signature)
 Head, Quality Assurance Cell,
 Lala Rural College,
 Wala, Bahawalpur

(Signature)
 Co-ordinator
 Internal Quality Assurance Cell,
 Lala Rural College, Lala

Part C:-Infrastructure:

11. Are you satisfied with the drinking water facility available in your college?


Satisfaction with the drinking water facility	Response of students (in %)
Fully Satisfied	12
Reasonably Satisfied	35
Partially Satisfied	45
Not Satisfied	8
Total	100



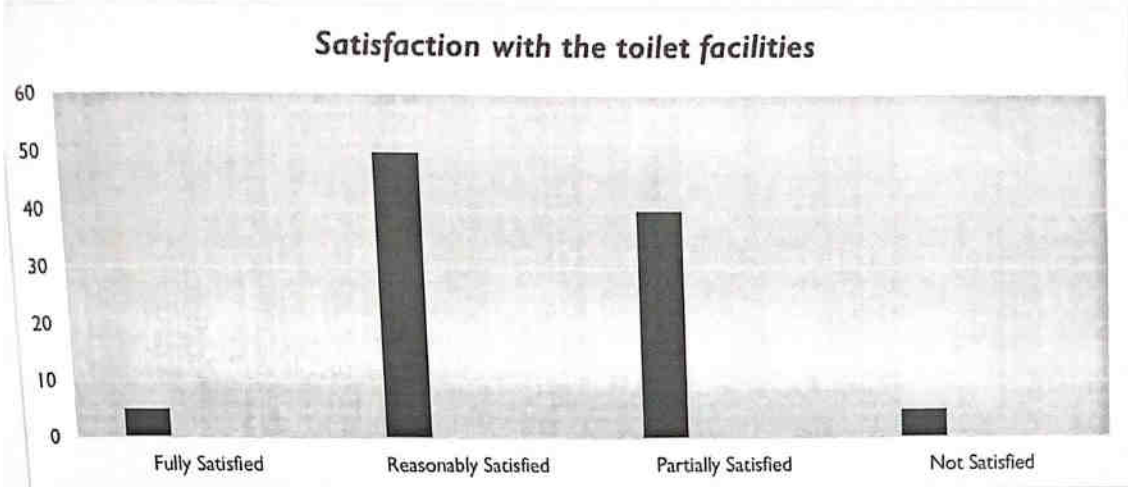
Interpretation: 45% of the students are partially satisfied with the drinking water facility available in the college.

12. Are you satisfied with the toilet facilities available in your college?

Satisfaction with the toilet facilities	Response of students (in %)
Fully Satisfied	5
Reasonably Satisfied	50
Partially Satisfied	40
Not Satisfied	5
Total	100


Principal
Lala Rural College
Baha, Bhojshandi

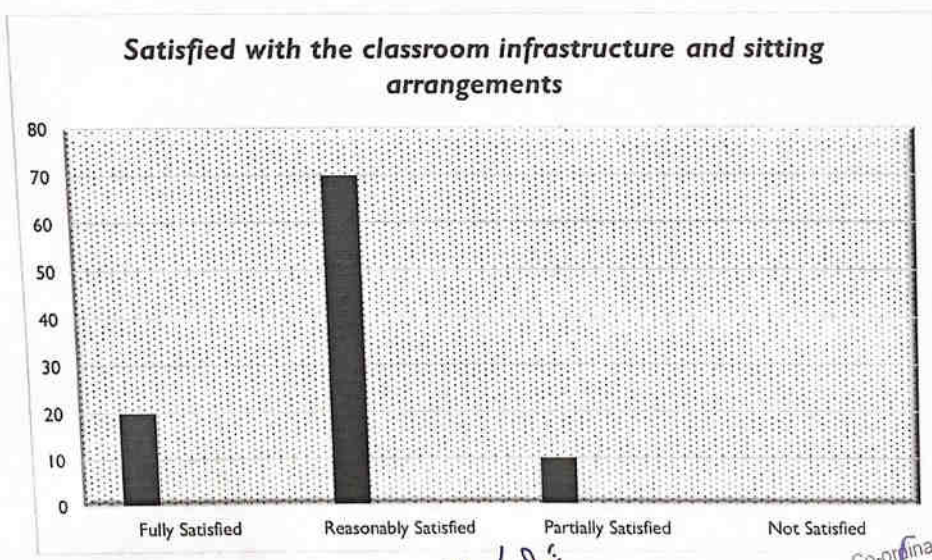

Co-ordinator
Internal Quality Assurance Cell,
Lala Rural College, Lala




Interpretation: 50 % of the students are reasonably satisfied with the toilet facility available in the college.

13. Are you satisfied with the classroom infrastructure and sitting arrangements in your college?

Satisfied with the classroom infrastructure and sitting arrangements	Response of students (in %)
Fully Satisfied	20
Reasonably Satisfied	70
Partially Satisfied	10
Not Satisfied	0
Total	100




 Lala Rural College
 Lala, Rajshahi


Co-ordinator
 Internal Quality Assurance Cell,
 Lala Rural College, Lala

Interpretation: Majority of the students i.e. 70 % of the students are reasonably satisfied with the classroom infrastructure and sitting arrangements in the college.

14. Are you satisfied with the Boys/ Girls common room facility available in your college?

Satisfaction with the Boys/ Girls common room facility	Response of students (in %)
Fully Satisfied	15
Reasonably Satisfied	42
Partially Satisfied	40
Not Satisfied	03
Total	100

Satisfaction with the Boys/ Girls common room facility



■ Fully Satisfied ■ Reasonably Satisfied ■ Partially Satisfied ■ Not Satisfied

Interpretation: 42 % of the students are reasonably satisfied with the Boys/ Girls common room facility available in the college.

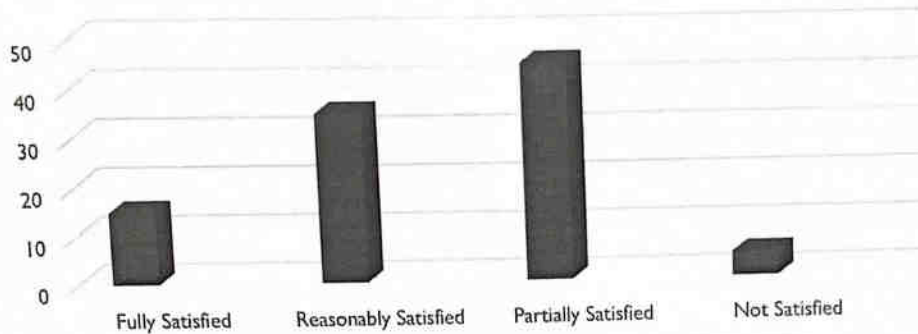
15. Are you satisfied with the sports facility available in your college?

Satisfaction with the sports facility	Response of students (in %)
Fully Satisfied	15
Reasonably Satisfied	35
Partially Satisfied	45
Not Satisfied	5
Total	100

[Signature]
Principal
Bala Rural College
Bala, Halkandri

[Signature]
Co-ordinator
Internal Quality Assurance Cell,
Lala Rural College, Lala

Satisfaction with the sports facility

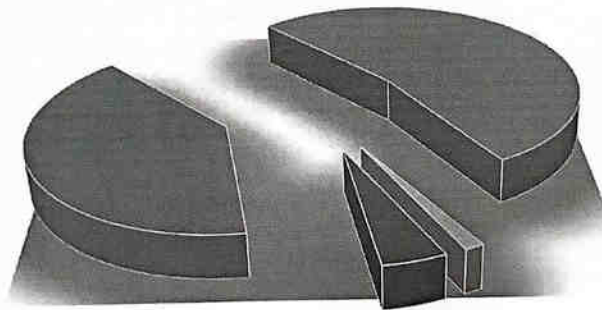


Interpretation: 45 % of the students are partially satisfied with the sports facility available in their college.

16. Are you satisfied with the quality and price of the food provided by the college canteen?

Satisfaction with the quality and price of the food provided by the college canteen	Response of students (in %)
Fully Satisfied	4
Reasonably Satisfied	35
Partially Satisfied	46
Not Satisfied	15
Total	100

Satisfaction with the quality and price of the food provided by the college canteen



Fully Satisfied
 Reasonably Satisfied
 Partially Satisfied
 Not Satisfied

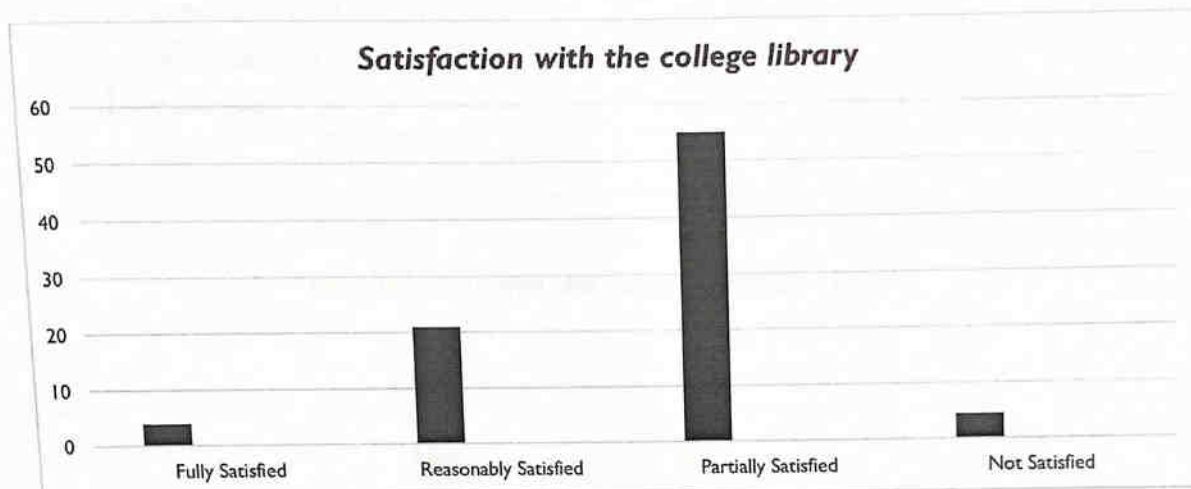
Interpretation: 46 % of the students are partially satisfied with the quality and price of the food provided by the college canteen.


 Principal
 Bala Rural College
 Bala, Majjakandi


 Co-ordinator
 Internal Quality Assurance Cell,
 Lala Rural College, Lala

17. Are you satisfied with the college library in terms of availability of books, Xerox facility, reading space, etc.?

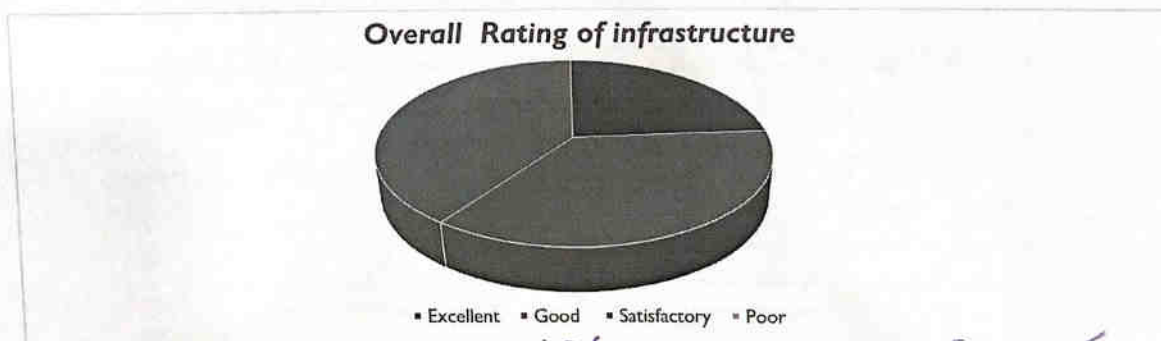
Satisfaction with the college library	Response of students (in %)
Fully Satisfied	4
Reasonably Satisfied	21
Partially Satisfied	55
Not Satisfied	20
Total	100




Interpretation: 55 % of the students are partially satisfied with the college library in terms of availability of books, xerox facility, reading space, etc.

18. How do you rate the overall infrastructure of your college?

Overall Rating of infrastructure	Response of students (in %)
Excellent	23
Good	35
Satisfactory	42
Poor	0
Total	100




 Principal
 Bala Rural College
 Bala, Malakandi

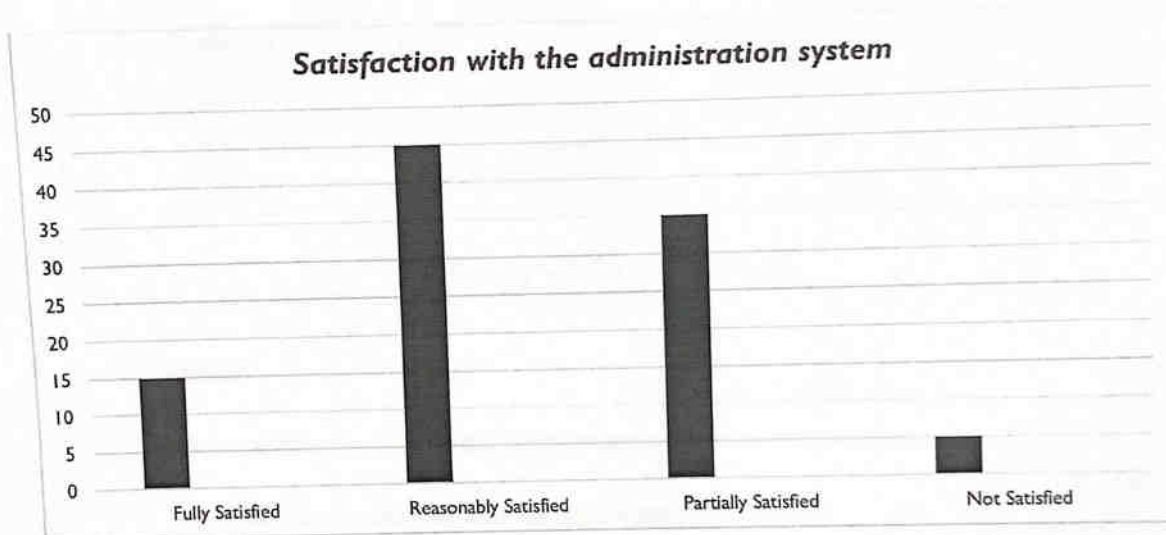

 Coordinator
 Internal Quality Assurance Cell,
 Lala Rural College, Lala

Interpretation: 42 % of the students rated the overall infrastructure of their college satisfactory.

Part D:-Administration:

19. Are you satisfied with the administration system of your college?

Satisfaction with the administration system	Response of students (in %)
Fully Satisfied	15
Reasonably Satisfied	45
Partially Satisfied	35
Not Satisfied	5
Total	100



Interpretation: 45 % of the students are reasonably satisfied with the administration system of the college.

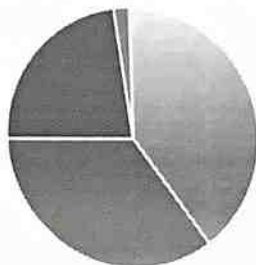
20. Are you satisfied with the admission procedure of your college?

Satisfaction with the admission procedure	Response of students (in %)
Fully Satisfied	40
Reasonably Satisfied	35
Partially Satisfied	23
Not Satisfied	2
Total	100

[Signature]
Principal
Lala Rural College
Bala, Mahakandi

[Signature]
Co-ordinator
Internal Quality Assurance Cell,
Lala Rural College, Lala

Satisfaction with the admission procedure



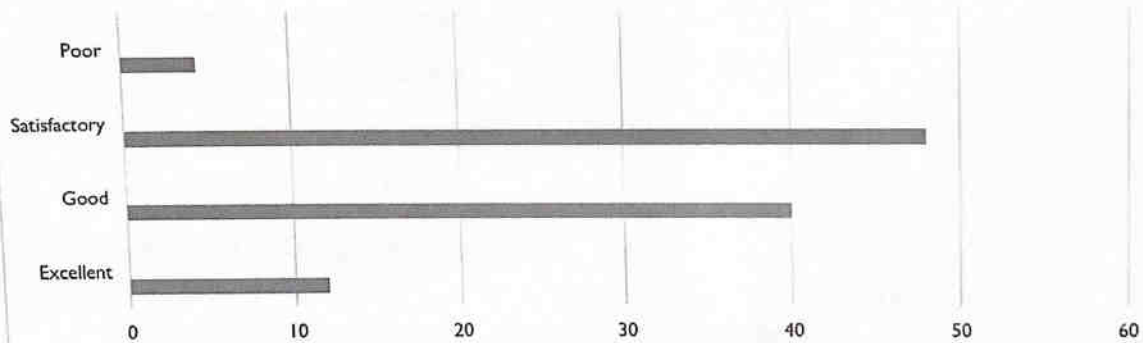
■ Fully Satisfied ■ Reasonably Satisfied ■ Partially Satisfied ■ Not Satisfied

Interpretation: 40 % of the students are fully satisfied the admission procedure of the college.

21. How do you rate the office staff of the college?

Rating of the office staff	Response of students (in %)
Excellent	12
Good	40
Satisfactory	48
Poor	0
Total	100

Rating of the office staff



Interpretation: 48 % of the students rated the office staff of the college as satisfactory.


 Principal
 Lala Rural College
 Bala, Khatkandi


 Coordinator
 Internal Quality Assurance Cell,
 Lala Rural College, Lala

Recommendations on Teaching-Learning and Evaluation:


1. The teachers need to use modern TLM more frequently to cater to needs of the students and also to make classroom interaction more effective.
2. To pay attention to academically slow learners, it is recommended that every week class test may be taken. It will enhance learning process of the students.
3. The teachers need to apply student centric methods such as experimental learning, participative learning and problem solving methodologies for effective participation of the students.

Recommendations on College Infrastructure:

1. Classroom infrastructure should be improved.
2. The students need to be encouraged in sports and more avenues are to be provided for more participation of the students.
3. Drinking water facility and toilet facility need to be improved.
4. Attention needs to be paid to boys and girls common room.
5. Quality of food in the canteen should be improved.
6. The college library is an integral part of institutional education. From the response of the survey it is found that attention needs to be paid towards library. Following are the areas which need to be marked:
 - i. More reference books.
 - ii. Subscription of more journals and newspapers (National and State level).
 - iii. Full time zerox facility.

Recommendations on College Administration:

1. The office staff needs to be more co-operative with the students.



Principal
Lala Rural College
Lala Hajakandi



Co-ordinator
Internal Quality Assurance Cell,
Lala Rural College, Lala

STUDENTS' SATISFACTION SURVEY

LALA RURAL COLLEGE

SESSION: 2021-22

Part-A Annexure-I)

(Personal Information)

Name of the Student :

Class/Semester :

Stream :

Contact No. :

Part-B (Teaching-Learning and Evaluation) {Tick (✓) the appropriate}		
1. How much of the syllabus was covered in the class?	a. 85 to 100 %	d. 30 to 54 %
	b. 70 to 84 %	e. Below 30 %
	c. 55 to 69 %	
2. How well did the teachers prepare for the classes?	a. Thoroughly <input type="checkbox"/>	d. Indifferently <input type="checkbox"/>
	b. Satisfactorily <input type="checkbox"/>	e. Won't teach at all <input type="checkbox"/>
	c. Poorly <input type="checkbox"/>	




Principal
Lala Rural College
Lala, Bakkandi


Coordinator
Internal Quality Assurance Cell,
Lala Rural College, Lala

3.	How well were the teachers able to communicate?	a. Always effective	d. Generally in effective
		b. Sometimes Effective	e. Very Poor
		c. Just satisfactorily	
4.	Teachers use TLM including modern teaching aids to deliver lesson in a convincing manner.	a. Always	c. Occasionally
		b. Usually,	d. Rarely
5.	Teachers help students in solving their problems/issues in and outside the classroom.	a. Always	c. Occasionally
		b. Usually,	d. Rarely
6.	Teachers pay attention to academically weak students.	a. Always	c. Occasionally
		b. Usually,	d. Rarely
7.	The teachers use student centric methods, such as experiential learning, participative learning and problem- solving methodologies for enhancing learning experiences.	a. Always	c. Occasionally
		b. Usually,	d. Rarely
8.	The teachers adopt transparent mechanism during internal assessment and evaluation process.	a. Strongly agree	c. Partially agree
		b. Agree	d. Not agree
9.	How do you assess institute's approach to addresses internal assessment related grievances?	a. Excellent	c. Satisfactory
		b. Good	d.
10.	The overall quality of teaching-learning process in your institute is-	a. Excellent	c. Satisfactory
		b. Good	d. Poor

Part-C (Infrastructure)) {Tick (✓) the appropriate}			
11.	Are you satisfied with the drinking water facility available in your college?	a. Fully satisfied	c. Partially Satisfied
		b. Reasonably Satisfied	d. Not Satisfied
12.	Are you satisfied with the toilet facility available in your college?	a. Fully satisfied	c. Partially Satisfied
		b. Reasonably Satisfied	d. Not Satisfied


 Principal
 Lala Rural College
 Bela, Hattikandi


 Co-ordinator
 Internal Quality Assurance Cell,
 Lala Rural College, Lala

13. Are you satisfied with the classroom infrastructure and sitting arrangements in your college??	a. Fully satisfied	c. Partially Satisfied
	b. Reasonably Satisfied	d. Not Satisfied
14. Are you satisfied with the Boys/Girls common room facility available in your college?	a. Fully satisfied	c. Partially Satisfied
	b. Reasonably Satisfied	d. Not Satisfied
15. Are you satisfied with the sports facility available in your college?	a. Fully satisfied	c. Partially Satisfied
	b. Reasonably Satisfied	d. Not Satisfied
16. Are you satisfied with the quality and price of the food provided by the college canteen?	a. Fully satisfied	c. Partially Satisfied
	b. Reasonably Satisfied	d. Not Satisfied
17. Are you satisfied with the college library in terms of availability of books, zerox facility, reading space, etc?	a. Fully satisfied	c. Partially Satisfied
	b. Reasonably Satisfied	d. Not Satisfied
18. How do you rate the overall infrastructure of your college?	a. Excellent	c. Satisfactory
	b. Good	d. Poor

Part-D

(Administration

)

{Tick (✓) the appropriate}

19. Are you satisfied with the administration system of your college?	a. Fully satisfied	c. Partially Satisfied
	b. Reasonably Satisfied	d. Not Satisfied
20. Are you satisfied with the admission procedure of your college?	a. Fully satisfied	c. Partially Satisfied
	b. Reasonably Satisfied	d. Not Satisfied
21. How do you rate the office staff of the college?	a. Excellent	c. Satisfactory
	b. Good	d. Poor

Signature


 Principal
 Lala Rural College
 Lala, Mahakandi


 Coordinator
 Internal Quality Assurance Cell,
 Lala Rural College, Lala